



Department of Energy
Savannah River Operations Office
P.O. Box A
Aiken, South Carolina 29802

MAR 22 2013

The Honorable Peter S. Winokur
Chairman
Defense Nuclear Facilities Safety Board
625 Indiana Avenue, NW, Suite 700
Washington, DC 20004

Dear Mr. Chairman:

SUBJECT: Transmittal of Defense Nuclear Facilities Safety Board (DNFSB) Recommendation 2012-1
Implementation Plan (IP) Deliverable 2B-1

REFERENCE: Letter, Hunt to McGuire, DNFSB 2012-1 Action 2B-1, "Evaluate Electrical
Components and Define the Scope for De-Energization of Components and the Process
for Control of the Resultant Configuration" Revision, 03/20/13

This letter transmits a deliverable consistent with Commitment 2B-1 of the Department of Energy's IP for
DNFSB 2012-1, Savannah River Site Building 235-F Safety. The deliverable is a documented review of
the Building 235-F electrical components, the plan for de-energization, and the process for control of the
resultant configuration.

We will continue to work with your staff to effectively respond to the concerns raised in the
recommendation, and complete the IP.

If you have any questions please contact me, or have your staff contact Patrick McGuire, Assistant
Manager for the Nuclear Materials Stabilization Project at (803) 208-3927.

Sincerely,

A handwritten signature in cursive script that reads "David C. Moody".

David C. Moody
Manager

NMPD-13-0022

Enclosure:
Letter, Hunt to McGuire, 03/20/13

cc w/encl:
David Huizenga, EM-1
Matthew Moury, EM-40
Todd Lapointe, EM-41
Marie-Josette Campagnone, HS-1.1

March 20, 2013

SRNS-N0000-2013-00021
RSM Track No. 10667

Mr. Patrick W. McGuire, Assistant Manager
Nuclear Material Stabilization Project
Savannah River Operation Office
P. O. Box A
Aiken, SC 29802

Dear Mr. McGuire:

DNFSB 2012-1 ACTION 2B-1, "EVALUATE ELECTRICAL COMPONENTS AND DEFINE THE SCOPE FOR DE-ENERGIZATION OF COMPONENTS AND THE PROCESS FOR CONTROL OF THE RESULTANT CONFIGURATION" REVISION

The purpose of this letter is to submit the revised deliverable listed in Action 2b-1 of the approved DOE Implementation Plan for DNFSB Recommendation 2012-1. This incorporates comments from James Harris of DOE-SR, and has been coordinated with him.

Please feel free to contact me or Dewitt Beeler, 2-4372, of my staff if you need additional information.

Sincerely,



Paul D. Hunt, Senior Vice President
Environmental Management Operations

db/cc

Att.

c: J. J. Hynes, DOE-SR, 703-H
M. A. Mikolanis, 730-B
V. B. Wheeler, 703-H
L. M. Quarles, 703-H
J. D. Kekacs, 703-H
R. T. Bartholomew, 730-2B
W. C. Dennis, Jr., 730-2B
J. M. Harris, 730-B
D. J. Dearolph, NNSA-SRSO, 246-H
T. P. Fischer, 246-H
K. T. Hall, 246-H
W. D. Clark, Jr., 706-8F
S. C. Shaw, 706-8F
C. S. Brizes, 706-5F
A. N. Grimes, 246-H
M. E. Berry, 246-H
C. M. Voldness, 246-H
D. A. Wilson, SRNS, 730-1B
J. F. Dohse, 730-1B
J. W. Temple, 730-1B
L. C. Clevinger, 730-1B
S. J. Howell, 703-H
D. L. Beeler, 707-7F
W. R. Tadlock, 707-F
D. P. Drake, 707-F
H. E. Bilson, 730-1B
J. M. Clark, 730-4B
J. W. Rumley, 707-7F
Records Administration, 773-52A
DOE ECATS, 730-B

Document Control Number: E-ESR-F-00061
Revision: 1

Building: 235-F
Date: 3/21/2013
Page: 1 of 191

**Plan for De-energization of Electrical Components
at 235-F
Savannah River Site**

Tracking No. : 10755

Authority: N1.434.98.28.01.K.03

Retention: 75 Years After Decommissioning

Document Control Number: E-ESR-F-00061
Revision: 1





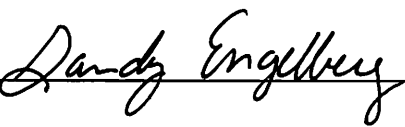

Building: 235-F
Date: 3/21/2013
Page: 2 of 191

**Plan for De-energization of Electrical Components
at 235-F**

Savannah River Site

E-ESR-F-00061

SRNS APPROVAL SIGNATURES

Title/Group/Org	Name	Signature	Date
Originator / Eng Engineer Manager	P. Livengood		<u>3/19/13</u>
Reviewer / 235-F Project Engineer	J. Musall		<u>3-20-13</u>
Manager 235-F Operations	T. Shull		<u>3/20/13</u>
Manager, Fire Protection Engineering	R. Lewis		<u>3-20-13</u>
Manager, F Area Engineering	S. Engelberg		<u>3-20-13</u>
Project Manager	D. Beeler		<u>3/20/13</u>

Document Control Number: E-ESR-F-00061
Revision: 1

Building: 235-F
Date: 3/21/2013
Page: 3 of 191

This document was prepared in conjunction with work accomplished under Contract No. DE-AC090-08SR22470 with the U. S. Department of Energy.

This work was prepared under an agreement with and funded by the U. S. Government. Neither the U. S. Government or its employees, nor any of its contractors, subcontractors or their employees, makes any express implied: 1. warranty or assumes any legal liability for the accuracy, completeness, or for the use or results of such use of any information, product, or process disclosed; or 2. representation that such use or results or such use would not infringe privately owned rights; or 3. endorsement or recommendation of any specifically identified commercial product, process, or service. Any views and opinions of authors expressed in this work do not necessarily state or reflect those of the United States Government, or its contractors, or subcontractors.

Printed in the United State of America

Prepared for

U. S. Department of Energy

And

Savannah River Nuclear Solutions, LLC

Aiken, South Carolina

Document Control Number: E-ESR-F-00061
Revision: 1

Building: 235-F
Date: 3/21/2013
Page: 4 of 191

Document Revision History

Rev. Number	Status	Date
0	Initial Issue	02/7/13
1	Incorporated input for DOE and DNFSB on the de-energization method.	3/21/13

Table of Contents

ACRONYMS.....	6
EXECUTIVE SUMMARY.....	7
1.0 Introduction.....	9
1.1 Purpose.....	9
1.2 Scope.....	9
2.0 Background.....	9
3.0 Discussion.....	11
3.1 Methodology.....	11
3.2 Evaluation Results.....	14
3.3 Required Verifications.....	15
3.4 De-energization Activities Schedule.....	15
3.5 Process for Control of Resultant Configuration.....	15
4.0 Summary and Conclusions.....	17
5.0 Referenced Documents.....	19
6.0 References.....	21
7.0 Attachments.....	21

ACRONYMS

BIO	Basis for Interim Operation
DCF	Design Change Form
DCP	Design Change Package
DOE	Department of Energy
DNFSB	Defense Nuclear Facilities Safety Board
FPE	Fire Protection Engineering
HC	Hazard Class
HVAC	Heating, Ventilation and Air Conditioning
JCO	Justification for Continued Operations
MAR	Material at Risk
Pu	Plutonium
PuFF	Plutonium Fuel Form
S & M	Surveillance & Maintenance
SNM	Special Nuclear Materials
SRNS	Savannah River Nuclear Solutions
SRS	Savannah River Site

Executive Summary

Building 235-F contains significant residual radiological contamination (primarily plutonium 238 oxide particulate form). An accident (e.g. a seismic event with resultant fire) could breach the confinement (e.g. cells and gloveboxes) for the radiological contamination, and cause it to be dispersed to the environment. Then, worker exposure may result, which would lead to an uptake and dose to the exposed workers. The de-energization of electrical power (to the extent practical) is desirable to reduce the risk of fire ignition thus reducing the incidence of worker exposure.

To this end, the Defense Nuclear Facilities Safety Board issued recommendation 2012-1 which made recommendation 2b which stated, “Ensure that all electrical equipment not necessary to support facility safety systems, life safety, or surveillance and maintenance activities is de-energized and air gapped. Remove all electrical and support equipment remaining within former process areas that is not necessary for surveillance and maintenance.”

The DOE issued *Implementation Plan for Defense Nuclear Facilities Safety Board Recommendation 2012-1* to address these recommendations. In which action 2b-1 states, “Evaluate electrical components and define the scope for de-energization of components and the process for control of the resultant configuration”.

Savannah River Nuclear Solutions (SRNS) evaluated rooms and equipment that are candidates for de-energization. Some rooms must remain energized for a variety of reasons and these reasons formed the basis for criteria utilized in the evaluation. Rooms known to contain radiological contamination were excluded from the evaluation for total de-energization; however, individual electrical equipment and components remaining in these rooms were included.

Criteria used to exclude rooms from de-energization:

1. Electrical power is needed to comply with Life Safety requirements for the occupancy (i.e. egress path, travel distance, etc.).
2. Electrical power needed to perform surveillance and maintenance (S&M) activities will not be de-energized. This includes routine travel path to conduct shift rounds.
3. Electrical power is needed to maintain proper heating, ventilation and air conditioning (HVAC) in the building or room.
4. Removal of electrical power will create radiological protection issues.
5. Removal of electrical power will impact future deactivation activities.

Building rooms that were not excluded in accordance with the criteria will be de-energized by physically isolating from the source at the supply panel where practical. When this method cannot be accomplished due to impact to other areas of the building, electrical components will be placed in the off position and access to these rooms will be controlled by locking the rooms. Alternative methods and locations may be utilized to optimize efficiency where practical as approved by facility engineering. The intended result of the de-energization will be maintained. Locks will be repaired or added as necessary to support room isolation..

Electrical conductors that remain energized in a room planned for de-energization are protected from harm by physical location or enclosure. Placing electrical components in the off position and locking the doors of these rooms will greatly reduce the risk of fire ignition by eliminating the sources of heat generation (electrical arc) and electrical current load. Further risk reduction will be realized by visual inspection of a representative sample of energized electrical conductors located in cable trays in rooms designated as de-energized.

In addition to the de-energization of rooms at 235-F, specific equipment and components have been identified for de-energization by removal of wiring and associated conduit and properly sealing enclosure openings. Also, some equipment and components that are not necessary for future deactivation or current surveillance and maintenance were isolated previously. This equipment is primarily located in shutdown cells and gloveboxes. These de-energized circuits will be field verified by inspection to ensure physical isolation.

The de-energization scope will be accomplished using existing procedures and processes for configuration management established in Manual E7 *Conduct of Engineering*. The de-energization will be completed using approved design change documents where applicable. These documents will be incorporated into the appropriate configuration management documents such as single line diagrams or panel schedule drawings.

The schedule to accomplish this de-energization includes the following significant milestones:

- Complete Design Output 5/28/13
- Begin Electrical Isolations 6/26/2013
- Complete Electrical Isolations 9/26/2013
- Complete Drawing As-builts 10/30/2013
- Notify DOE IP Action 2b-2 complete 11/19/2013

Completing the scope as described will significantly reduce the risk of fire ignition in 235-F due to an electrical event.

1.0 Introduction

1.1 Purpose

This plan establishes the methodology for evaluating 235-F electrical components for potential de-energization and includes plans for de-energizing this equipment by room.

1.2 Scope

This document applies to Building 235-F and supports the work to address the *Department of Energy Implementation Plan for Defense Nuclear Facilities Safety Board's Recommendation 2012-1*. Specifically, this document addresses Action 2b-1: "Evaluate electrical components and define the scope for de-energization of components and the process for control of the resultant configuration." The data collected is in need of field verification, which is included as an activity in the attached schedule.

2.0 Background

The United States Department of Energy Implementation Plan for Defense Nuclear Facilities Safety Board Recommendation 2012-1, Savannah River Site Building 235-F Safety, (Reference 6.1) specifies actions to reduce the hazards associated with the Plutonium 238 (Pu-238) that remains as residual contamination within Building 235-F. This residual Pu-238 contamination poses a potential dose risk consequence associated with a radiological release. The DNFSB recommendations included de-energizing and air-gapping all electrical equipment not necessary to support facility safety systems, life safety, or surveillance and maintenance activities. Additionally, it was also recommended that all electrical and support equipment remaining within former process areas that is not necessary for surveillance and maintenance be removed.

Reference 6.1 contains two actions pertaining to the de-energization of electrical components in 235-F.

Action 2b-1 states "Evaluate electrical components and define the scope for de-energization of components and the process for control of the resultant configuration." The stated deliverable is a letter to the DNFSB defining the criteria, scope and schedule for de-energization of components and the process for control of the resultant configuration with an expected delivery date of March 4, 2013.

Action 2b-2 states "Complete electrical de-energization scope, including equipment removal, as practical." The stated deliverable is a letter to the DNFSB reporting completion with an expected delivery date of December 19, 2013.

Document Control Number: E-ESR-F-00061
Revision: 1

Building: 235-F
Date: 3/21/2013
Page: 10 of 191

In response to Reference 6.1, Fire Protection Engineering Services issued F-EPF-F-00014, Revision 0 (*Fire Protection Engineering Services Recommendations for the 235-F Corrective Action Plan to address DNFSB Concerns*). This document provided recommendations for the removal of combustible loading and potential ignition sources from Building 235-F. Specifically, this document recommended that it be determined which rooms in 235-F can be totally or partially de-energized to eliminate potential ignition sources.

The 235-F Electrical De-Energization Plan supports the recommendations that are provided in F-EPF-F-00014 concerning the removal of potential ignition sources from 235-F and serves as the deliverable for Action 2b-1 from the DOE Implementation Plan (IP).

3.0 Discussion

3.1 Methodology

In order to evaluate the current electrical configuration of 235-F, electrical design documents were reviewed. These included Lighting Plans, Power Plans, Single Line Drawings, Panel Schedules, and associated Design Change Forms (DCFs) and Design Change Packages (DCPs). A complete list of these documents is provided in section 5.0. From these documents, a comprehensive list was developed by room of all circuits documented to exist in each room (see Attachment C). This list was then verified and expanded by performing walk downs in the facility to establish the “As -Found” condition. The list includes all the possible circuits that could exist in each of the building’s rooms being evaluated for de-energization. There are two rooms that could not be walked-down. Room 1002 is an airborne contamination area and room 141 contains mold hazards. Room 1002 will not be de-energized because it will be needed for S&M and deactivation activities. Room 141 can be walked down as part of field verification activities.

Due to conflicting information from the design documentation reviewed, it will be necessary to field verify the electrical circuits before any work can begin. Attachment B provides a list of rooms with their associated lighting and receptacle circuits for field verification. This list includes all the rooms to be de-energized, as well as rooms which may be affected by the isolation of electrical circuits for the de-energized rooms. The rooms to be de-energized are listed before the other rooms. The field verification process also ensures that any necessary safety equipment (air monitors, radiation monitoring equipment, ventilation equipment, etc.) will not be inadvertently shut off during the implementation of this de-energization plan. The field verification process has been included as an activity in the attached schedule. In the event previously undetected electrical equipment is identified during field verification, the equipment will be measured against criteria used to evaluate known items. These newly identified items will be de-energized in accordance with the established criteria.

After conducting the document reviews, criteria were established to determine the rooms and specific pieces of equipment that could be de-energized. The following selection criteria were used:

1. Electrical power is needed to comply with Life Safety requirements for the occupancy (i.e. egress path, travel distance, etc.).

2. Electrical power needed to perform surveillance and maintenance activities will not be de-energized. This includes routine travel path to conduct shift rounds.
3. Electrical power is needed to maintain proper HVAC in the building or room.
4. Removal of electrical power will create radiological protection issues.
5. Removal of electrical power will impact future deactivation activities.

These criteria were used to determine rooms which would be included in the de-energization scope.

It was necessary to determine the appropriate method to complete de-energization. The preferred method to de-energize a room was to completely eliminate the circuit by removal of the circuit breaker from the power panel or lighting panel that serves that circuit.

Rooms planned for de-energization are listed in Attachment A. The Attachment A table was evaluated for any circuits that are solely dedicated to de-energized rooms. Fifteen circuits that can be removed have been identified and are listed in Table 1.

Often the circuit could not be eliminated because it supplies other rooms or parts of the building that require electrical power. In this event, the de-energization method chosen was to eliminate loads from the circuit. This will be accomplished by turning off the electrical components and securing the rooms by locking doors. Where necessary, doors will be repaired or locks added to facility locking for access control. These actions are listed in the “De-energization Method” column of Attachment A for each room. Alternative methods and locations to de-energize lighting and receptacles may be employed as long as the end result is not impacted. The alternative methods and locations will be utilized with the approval of SRNS’s Facility Engineering Management.

Elimination of the electrical loads in specific rooms eliminates possible current flow through the portion of the circuit to be de-energized. Without current flow, the likelihood of heat generation that could result in ignition is greatly diminished.

Circuits that pass-through rooms to be de-energized will remain in place to serve the required loads in other parts of the building. The conductors associated with these pass-through circuits will remain in place. Relocation or rerouting of these conductors is unlikely to improve the safety posture of 235 –F. These conductors are physically located in conduit or in elevated cable trays. This configuration is intended to protect them from physical damage and the resulting possible electrical fault.

As the pass-through circuits have been determined to be necessary, the associated conductors could not be eliminated. Relocating or rerouting the conductors does not reduce the risk of fire

ignition to the building. In accordance with the established selection criteria, the subject conductors are located in rooms that are not required for S&M or deactivation. As such in their current location, these conductors are not likely to be adversely impacted by S&M and deactivation activities.

Energized “pass-through” conductors remaining in rooms designated as de-energized are protected by overcurrent protection devices. These over-current devices are intended to prevent the conductors from being damaged in the event that a significant fault occurs in energized portions of 235-F.

In some cases, electrical shorts can occur that generate heat (electrical arc), but are not significant enough to result in actuation of the over-current protective device. These events are associated with unsecure electrical connections. The risk of this type of event occurring on a “pass-through” conductor is greatly reduced because it is dependent upon the presence of an electrical load which will have been eliminated.

A significant factor in evaluating the risk associated with “pass through” conductors as a potential ignition source is the condition of the cable insulation. Cable insulation condition can be impacted by age related degradation. The conductors in cable trays are located in areas that tend to protect them from the elements which can contribute to age related insulation degradation. However, it would be prudent to assess the condition of the insulation on conductors located in cable trays. Visual inspection of a portion of conductor insulation in rooms that are to be de-energized is an effective method to assess insulation condition. Therefore, the condition of conductor insulation will be assessed based upon guidance provided in *SRS Engineering Guide, Manual WSRC-IM-95-58, Guide 16610-G, Cable Aging Management* prior to completion of the de-energization scope.

Cable insulation that is found to be deteriorated will be further evaluated. There are a number of actions that can be taken if insulation is found to be deteriorated. It is most likely that the deterioration is present in the cable jacketing. As such the jacketing can be opened to inspect the actual cable insulation. If the actual cable insulation is cracked, additional actions would be necessary, potentially including cable replacement.

In summary, de-energization of rooms will be accomplished by removing the breaker that supplies the room when feasible. When not feasible, the room will be de-energized by placing lights off and closing and locking doors. De-energized rooms may contain energized conductors that route to other portions of the building that require electrical power.

In addition to de-energized rooms, where possible electrical equipment no longer required for S&M or deactivation will be isolated individually. In this case where feasible the associated

conduit and wiring will be removed from the equipment to the nearest safe location. Where this method is not feasible, the equipment will be isolated by removal of the breaker or by disconnection and insulation of conductors.

Documents reviewed indicate that individual pieces of equipment such as furnaces and mills located in the Plutonium Fuel Form (PuFF) cells were de-energized at their source. However it would be advisable to assure that this has been adequately accomplished. Therefore, as part of the execution of the de-energization scopes, the isolation points will be field verified.

3.2 Evaluation Results

A summary of the planned de-energization activities organized by room is provided in Attachment A.

There is large equipment in Rooms 206 and 207. This includes a Table Saw (in Room 206), a Band Saw, a Grinder, and a Belt Sander (all in Room 207). The Table Saw, Band Saw, and Grinder all have disconnect switches which will be air-gapped. If desired, the actual equipment can then be removed. The Belt Sander is connected to circuit C-20 via a junction box on the wall. This will be terminated in the box and the sander can be removed.

There are two welders that are directly connected to disconnect switches in Room 234. These welders will be physically disconnected from the switches and associated conduit and wires removed. Based on a filter for any circuits dedicated to rooms to be de-energized, the following breakers can be removed.

Table 1 Removable Circuit Breakers

Circuit Number	Room Number
C-28	219
C-19	211
C-21	211
C-25	211
C-31	211
C-33	211
EPP-13	Cell 1
EPP-14	Cell 2
EPP-15	Cell 3
EPP-16	Cell 4
EPP-17	Cell 5

EPP-18	Cell 6
EPP-30	Cell 7
EPP-31	Cell 8
EPP-32	Cell 9

3.3 Required Verifications

It will be necessary to complete a field verification of the rooms which will be de-energized. Additionally, other rooms that may be affected by temporary or permanent power disruptions need to be evaluated for any safety equipment that would be directly impacted. It is planned that all necessary safety equipment throughout the entire facility be identified along with associated electrical circuits to ensure personnel safety is not compromised during the de-energization process.

Attachment B indicates the additional information needed from further field verifications. The table starts with the rooms which will be de-energized and, where marked, transitions to the rooms which will not be de-energized. These rooms are organized based on the lack of information found during the document survey and walk downs.

3.4 De-energization Activities Schedule

The schedule to complete the de-energization scope activities is provided in Attachment D.

3.5 Process for Control of Resultant Configuration

Execution of the de-energization scope will be controlled by approved design documents where applicable. These documents will be created, approved and controlled in accordance with Manual E7 *Conduct of Engineering*. As such modification travelers will be created and the appropriate design change documents will be developed and approved. Upon completion of the de-energization scope, the resultant configuration will be captured on approved single line diagrams and panel schedules as appropriate.

Future modifications to these systems will also be controlled in accordance with the configuration management procedures established in Manual E7. As such, any design change will require thorough review and approval by the designated SRNS Design Authority Engineer. This review and approval will consider the impacts to fire risk management.

Document Control Number: E-ESR-F-00061
Revision: 1

Building: 235-F
Date: 3/21/2013
Page: 16 of 191

At a minimum all rooms identified as de-energized will be locked. The facility may also use tamper indicating devices. In some cases locks are not present on doors or the locks are in need of repair. Locks will be added or repaired as necessary to secure access to the de-energized room.

4.0 Summary and Conclusions

To evaluate the scope of circuits that could be de-energized in 235-F to reduce the risk of fire; SRNS utilized a team approach made up of engineering and facility personnel familiar with the facility operational and safety requirements. Extensive document research and multiple facility walk-downs has determined that de-energization can be accomplished throughout 235-F to reduce the risk of a facility fire due to ignition from an electrical component.

For the most part, de-energization of isolated rooms will be accomplished by placing light fixtures in the off position and locking associated doors to control access. The de-energization scope is summarized in Attachment A organized by room number. Attachment B identifies circuits that will need to be field verified as part of executing the scope shown in Attachment A. This method reduces risk by minimizing electrical load available for producing a heat and thus fire ignition source.

In addition to the room specific de-energization plans, some individual equipment components have been identified for de-energization. These items are listed in Attachment A as well. There is documentation that indicates that individual electrical components located in the PuFF cells and other glove boxes have been de-energized previously. As part of this de-energization scope, these circuits will also be field verified to assure these components do not pose a risk of fire ignition due to electrical component failure.

All circuits evaluated for de-energization are listed in Attachment C. Each circuit that was deemed necessary to remain energized is shown. The criteria used to exclude the circuit from the de-energization scope are shown.

In some cases rooms that are designated as “de-energized” will house conductors that are energized as they “pass-through” to rooms or portions of the building that require electrical power. These energized conductors are physically protected from harm due to being enclosed or being physically located away from common paths of travel and work areas in cable trays. A representative sampling of these “pass-through” conductors located in cable trays will be visually inspected to evaluate the insulation condition.

Established configuration management procedures and practices will be used to control the resultant electrical configurations. The completion of field activities is forecast for 9/26/13.

The summary of actions to be completed to accomplish the electrical de-energization of 235-F scope is:

Document Control Number: E-ESR-F-00061
Revision: 1

Building: 235-F
Date: 3/21/2013
Page: 18 of 191

- Field verify configuration and electrically isolate certain rooms in 235-F.
- Electrically isolate identified equipment no longer required in 235-F.
- Field verify configuration and place light switches in the off position and lock associated doors to control access to the isolated rooms.
- Visually inspect conductors in de-energized rooms located in cable trays.
- Perform field verifications of equipment shown as previously de-energized in 235-F.
- Capture resultant electrical configuration on appropriate configuration management documents.

5.0 Referenced Documents

5.1 Power Drawings

5.1.1 1st Floor

W146927 Rows A to E Columns 1 to 6
W146928 Rows A to E Columns 6 to 11
W146929 Rows E to G Columns 1 to 6
W146467 Rows E to G Columns 6 to 11

5.1.2 2nd Floor

W146925 Rows A to E Columns 1 to 6
W146926 Rows A to E Columns 6 to 11
W146861 Rows E to G Columns 1 to 6
W146862 Rows E to G Columns 6 to 11

5.2 Lighting Plan Drawings

5.2.1 1st Floor

W146773 Rows A to E Columns 1 to 6
W146774 Rows A to E Columns 6 to 11
W146775 Rows E to G Columns 1 to 6
W146776 Rows E to G Columns 6 to 11

5.2.2 2nd Floor

W146857 Rows A to E Columns 1 to 6
W146858 Rows A to E Columns 6 to 11
W146859 Rows E to G Columns 1 to 6
W146860 Rows E to G Columns 6 to 11

5.3 Single Line Drawings

W147552 PU238 Fuel Form Single Line Diagram Sheet 1
W449543 PU238 Fuel Form Single Line Diagram Sheet 2

5.4 Panel Schedules

E-ES-F-0091 Panels A and B
E-ES-F-0092 Panels C, D, EE, and E
E-ES-F-0094 Panels G and H
E-ES-F-0088 Panels J and K
E-E1-F-1666 Panels LP-1, LP-2, and EEP

5.5 Design Change Forms & Design Change Packages

C-DCP-F-92006	E-DCF-F-02083	E-DCP-F-03006
E-DCF-02592	E-DCF-F-02102	E-DCP-F-05005
E-DCF-F-01334	E-DCF-F-02103	E-DCP-F-92042
E-DCF-F-00064	E-DCF-F-02198	E-DCP-F-97021
E-DCF-F-00522	E-DCF-F-02213	E-DCP-F-98003
E-DCF-F-00554	E-DCF-F-02231	E-DCP-F-98007
E-DCF-F-00740	E-DCF-F-02341	E-DEF-F-00834
E-DCF-F-00759	E-DCF-F-02348	E-ECF-F-01301
E-DCF-F-00808	E-DCF-F-02386	E-ECF-F-02649
E-DCF-F-00812	E-DCF-F-02418	F-DCP-F-94002
E-DCF-F-00854	E-DCF-F-02460	J-DCF-F-00527
E-DCF-F-00888	E-DCF-F-02474	J-DCP-F-02003
E-DCF-F-01020	E-DCF-F-02525	J-DCP-F-93039
E-DCF-F-01063	E-DCF-F-02544	J-DCP-F-94015
E-DCF-F-01258	E-DCF-F-02574	J-DCP-F-94079
E-DCF-F-01304	E-DCF-F-02576	M-DCF-F-03821
E-DCF-F-01314	E-DCF-F-02579	M-DCP-F-01007
E-DCF-F-01382	E-DCF-F-02615	M-DCP-F-03007
E-DCF-F-01435	E-DCF-F-02620	M-DCP-F-04001
E-DCF-F-01517	E-DCF-F-02623	M-DCP-F-08002
E-DCF-F-01778	E-DCF-F-02624	M-DCP-F-98006
E-DCF-F-01860	E-DCF-F-02628	S-DCF-32447
E-DCF-F-01896	E-DCF-F-02655	S-DCF-F-00080
E-DCF-F-01898	E-DCF-F-02656	S-DCP-F-04001
E-DCF-F-02013	E-DCF-F-02681	U-DCF-F-00006
E-DCF-F-020460	E-DCF-F-02809	Y-07776-R
E-DCF-F-02064	E-DCP-F-01016	Y-DCF-35449

6.0 References

- 6.1 *Implementation Plan for Defense Nuclear Facilities Safety Board Recommendation 2012-1, Savannah River Site Building 235-F Safety*, Revision O, U.S. Department of Energy, December 2012.
- 6.2 F-EPF-F-00014, Revision 0, *Fire Protection Engineering Services Recommendations for the 235-F Corrective Action Plan to address DNFSB Concerns*, 11/12/2012
- 6.3 Manual E-7 Conduct of Engineering, Revision Date 1/22/2013
- 6.4 *SRS Engineering Practices Manual*, WSRC-IM-95-58, Guide No. 16610-G, Rev. 0
Cable Aging Management

7.0 Attachments

- Attachment A, Summary of Rooms to be De-energized
- Attachment B, Rooms Requiring Field Verification
- Attachment C, Complete Summary of all Electrical Circuits in 235-F
- Attachment D, Schedule for Implementation of 235-F Electrical De-Energization Plan
- Attachment E, 235-F Floor Plan, First Floor
- Attachment F, 235-F Floor Plan, Second Floor

Attachment A Summary of Rooms to be De-energized

Room Number	Fluorescent Lights	Incandescent Lights	Halogen Lights	Total Lights	Possible Lighting Circuits	Number of Receptacles	Possible Receptacle Circuits	De-energization Method
101	1	1		2	A-6 EE-3 EE-10	2	H-1 EE-5 EE-10 EE-19	Place lights in the off position and Lock Door
102		7		7	A-2 EE-15	5	A-23 E-2 EE-5 EE-10	Place lights in the off position and Lock Door
109	2			2	A-5 A-6 A-11	3	A-19 K-4	Place lights in the off position and Lock Door
110	Room 110 was combined with room 111							
111	3	1		4	A-6 EE-5	9 1-240V	A-13 A-17 A-17 A-19 A-6 EE-13 H-14 H-15 H-17 H-2 H-4 H-6	Place lights in the off position and Lock Door
112	2			2	A-6	2	A-19 H-6	Place lights in the off position and Lock Door
115	1			1	A-1	5	A-19 A-21 K-3 NSF-5	Place lights in the off position and Lock Door
119		3		3	EE-1	0		Place lights in the off position and Lock Door
120		1		1	A-1	1	A-23	Place lights in the off position and Lock Door
123	6			6	A-5 A-27	2	A-21 K-3 EE-1	Place lights in the off position and Lock Door

Attachment A Summary of Rooms to be De-energized

Room Number	Fluorescent Lights	Incandescent Lights	Halogen Lights	Total Lights	Possible Lighting Circuits	Number of Receptacles	Possible Receptacle Circuits	De-energization Method
123A	2			2	A-5 A-27	0		Place lights in the off position and Lock Door
125	2	1		3	A-5	1	A-5 A-21 K-2	Place lights in the off position and Lock Door
127		2		2	A-4 EE-3	0		Place lights in the off position and Lock Door
129	6			6	A-12 EE-3	5	A-1 A-10 A-12 J-2 K-3	Place lights in the off position and Lock Door
130	4			4	A-12 EE-1	4	A-12 A-8	Place lights in the off position and Lock Door
132	1	1	1	3	A-4 EE-1	0	A-4	Place lights in the off position and Lock Door
134		1		1	A-4	0	A-4	Place lights in the off position and Lock Door
138	1			1		2	A-4	Place lights in the off position and Lock Door
139	1			1	A-4	2	B-10 EE-2	Place lights in the off position and Lock Door
141	6			6	B-2	3	B-10 EE-2	Place lights in the off position and Lock Door
144	2			2	B-20	2	B-10	Place lights in the off position and Lock Door
149	Combined with Room 148							
150	1			1	B-4	1	B-1	Place lights in the off position and Lock Door
151		1		1	B-4 EE-2	0		Place lights in the off position and Lock Door

Attachment A Summary of Rooms to be De-energized

Room Number	Fluorescent Lights	Incandescent Lights	Halogen Lights	Total Lights	Possible Lighting Circuits	Number of Receptacles	Possible Receptacle Circuits	De-energization Method
160	4			4	B-20 B-3 EE-9	2	B-19 J-5 J-9 J-10 J-11 J-12 J-13 J-14 J-15	Place lights in the off position and Lock Door
162	16			16	AA-1 AA-3 AA-4 AA-5 AA-7 AA-12 B-3 B-20 EE-16	21	AA-2 AA-4 AA-6 AA-9 AA-11 AA-12 AA-13 AA-15 AA-17 AA-19 AA-20 AA-21 AA-23 AA-25 B-19 B-22 J-15 K-1 K-2	Place lights in the off position and Lock Door
163	1	1		2	EE-16	0		Place lights in the off position and Lock Door
164	2	1		3	AA-5 AA-40	8	AA-7 AA-9 AA-40 AA-42	Place lights in the off position and Lock Door
165	3			3	B-6 EE-9	4	J-5	Place lights in the off position and Lock Door

Attachment A Summary of Rooms to be De-energized

Room Number	Fluorescent Lights	Incandescent Lights	Halogen Lights	Total Lights	Possible Lighting Circuits	Number of Receptacles	Possible Receptacle Circuits	De-energization Method
202A	3	1		4	C-5 E-6	5	K-8	The composite walls that comprise room 202A are being removed to reduce combustible loading. As a result three fluorescent light fixtures and four receptacles with associated wire and conduit will be removed.
202B	2			2	tbd	2	tbd	The composite walls that comprise room 202B are being removed to reduce combustible loading. As a result, two light fixtures with associated wire, switch and conduit and one electrical receptacle will be removed
204	9	1		10	C-4 C-6 C-8 E-3 EPP-7	7	C-17 E-2 EPP-7 K-5 K-8	Place lights in the off position and Lock Door
207				NA		NA		Remove conduit, wiring, and 480V Disconnect from Grinder back to the 480V Bus. Open the 480V Band Saw Disconnect and Tag Out. Remove Conduit and Wiring Between. Remove wiring and conduit between Belt Sander and Junction Box. Terminate wiring in Junction Box
207A	2			2	C-3	2	C-14 K-8	The composite walls that comprise room 207A are being removed to reduce combustible loading. As a result two fluorescent light fixtures and one receptacle with associated wire and conduit will be removed.

Attachment A Summary of Rooms to be De-energized

Room Number	Fluorescent Lights	Incandescent Lights	Halogen Lights	Total Lights	Possible Lighting Circuits	Number of Receptacles	Possible Receptacle Circuits	De-energization Method
207B	4			4	C-9	2	CKT 14 C-20 C-9	The composite walls that comprise room 207B are being removed to reduce combustible loading. As a result four fluorescent light fixtures and one receptacle with associated wire and conduit will be removed.
207C	4			4	C-3 C-9	5	C-14	The composite walls that comprise room 207C are being removed to reduce combustible loading. As a result a junction box and associated conduit will be removed.
207D	2			2	C-9	2	E-9	The composite walls that comprise room 207D are being removed to reduce combustible loading. Electrical components are located on hard walls.
207E	3			3		6	C-14	The composite walls that comprise room 207E are being removed to reduce combustible loading. Removal of electrical components is not necessary.
209B	3			3	C-2 C-5 C-6 D-7 D-9 E-6	2	C-15 C-26 D-21 EE-16	Place lights in the off position and Lock Door
210	Included in Room 211							
211	14			14	C-11 E-10	12 1-240V	C-14 C-16 C-19 C-21 C-25 C-33	Place lights in the off position and Lock Door Remove breakers C-19, C-21, C-25 and C-33
212	Included in Room 211							
213	4			4	C-11	6	D-14 E-11	Place lights in the off position and Lock Door
214	4			4	C-11	2	D-14	Place lights in the off position and Lock Door

Attachment A Summary of Rooms to be De-energized

Room Number	Fluorescent Lights	Incandescent Lights	Halogen Lights	Total Lights	Possible Lighting Circuits	Number of Receptacles	Possible Receptacle Circuits	De-energization Method
217	2	1		3	C-7	0		Place lights in the off position and Lock Door
219	6			6	C-28 D-8 E-2 E-8	9	C-28 D-16 D-18 D-20	Place lights in the off position and Lock Door Pull breaker C-28
222	5			5	D-8 E-4	5 1-240V	D-14 D-15 D-16 D-20 D-8	Place lights in the off position and Lock Door
222A	2			2	D-8	3	D-14 D-20	The composite walls that comprise room 222A are being removed to reduce combustible loading. As a result two light fixtures and one electrical receptacle will be removed with associated wiring and conduit.
223		2		2	D-10	2	D-10 D-20	Place lights in the off position and Lock Door
224	1			1	D-10 D-8	4	D-20 D-8	Place lights in the off position and Lock Door
234	0			0	D-12 E-2	4 2 Welders	D-12 D-22	Air-gap power to welders at disconnect
Closet Under Stairwell #4		1		1	TBD	0		Place light in the off position and Lock Door

The PuFF Cells are each powered by a dedicated circuit from panel EPP.

Cell Number	Powering Circuit	Recommendation
Cell 1	EPP-13	Remove breaker EPP-13 from power panel.
Cell 2	EPP-14	Remove breaker EPP-14 from power panel.

Attachment A Summary of Rooms to be De-energized

Room Number	Fluorescent Lights	Incandescent Lights	Halogen Lights	Total Lights	Possible Lighting Circuits	Number of Receptacles	Possible Receptacle Circuits	De-energization Method
Cell 3						EPP-15		Remove breaker EPP-15 from power panel.
Cell 4						EPP-16		Remove breaker EPP-16 from power panel.
Cell 5						EPP-17		Remove breaker EPP-17 from power panel.
Cell 6						EPP-18		Remove breaker EPP-18 from power panel.
Cell 7						EPP-30		Remove breaker EPP-30 from power panel.
Cell 8						EPP-31		Remove breaker EPP-31 from power panel.
Cell 9						EPP-32		Remove breaker EPP-32 from power panel.

Attachment B-Rooms Requiring Field Verification

Room Number	Number of Lights in Room	Researched Lighting Circuits	Number of Receptacles in Room	Researched Receptacle Circuits	Other Rooms Which May be Affected	Verified Lighting Circuits	Verified Receptacle Circuits	Notes and Affected Equipment (if Any)
101	2	A-6 EE-3 EE-10	2	H-1 EE-5 EE-10 EE-19	106, 112, 113, 116, 122, 126, 128, 117B, 137, 140, 116, Stair 2, Stair 5	This Column to be filled out by field verification	This Column to be filled out by field verification	This Column to be filled out by field verification
102	7	A-2 EE-15	5	A-23 E-2 EE-5 EE-10	1004, 1006, 105, 1010, 106, 107F, 108, 116, 118, 2000, 2001, 2002, 2007, 2012, 2013, 207G, 235, 236, Stair 5, Stair 6			
109	2	A-5 A-6 A-11	3	A-19 K-4	103, 106, 112, 113, 116, 117, 117A, 122, 124, 2006			
110	Part of Room 111							
111	1		9 1- 240V	A-17 A-19 H-2 H-4 H-6	112, 116			
115	1	A-1	5	A-19 A-21 K-3 NSF-5	112, 116, 117B, 118, 122, 124, 126, 128, 4, Stair 4			
119	3	EE-1	0		118, 121, 131, Stair1			
120	1	A-1	1	A-23	105, 108, 116, 117B, 118, 122, Stair 4			
123	6	A-5 A-27	2	A-21 K-3 K-3	116, 117, 117A, 118, 121, 122, 124, 126, 128, 131, Stair 1			

Attachment B-Rooms Requiring Field Verification (cont'd)

Room Number	Number of Lights in Room	Researched Lighting Circuits	Number of Receptacles in Room	Researched Receptacle Circuits	Other Rooms Which May be Affected	Verified Lighting Circuits	Verified Receptacle Circuits	Notes and Affected Equipment (if Any)
123A	2	A-5 A-27	0		117, 117A, 122, 124			
125	3	A-5	1	A-5 A-21 K-2	117, 117A, 122, 124, 126, 131, 140, 145			
127	2	A-4 EE-3	0		106, 117A, 117B, 122, 126, 128, 155, Stair 2			
129	6	A-12 EE-3	5	A-1 A-10 A-12 J-2 K-3	106, 116, 117B, 118, 122, 126, 128, 131, Stair2, Stair 4			
130	4	A-12 A-12 A-12 EE-1	4	A-12 A-8 A-8	121, 131, 131,118, Stair 1			
132	3	A-4 EE-1	0	A-4	117A, 118, 121, 126, 128, 131, 155, Stair 1			
134	1	A-4	0	A-4	117A, 126, 128, 155			
138	1		2					
139	1	A-4	2	B-10 EE-2	117A, 126, 128, 155			
141	6	B-2	3	B-10 EE-2	1002,135, 1013, 104, 106, 135, 136, 136A, 137, 140, 149, 152, 216			
144	2	B-20	2	B-10	1001, 1002, 104, 135, 136, 137, 140			
148	9	B-4	9	J-4 A-1 A-6 A-14	149, 152			
149	Combined with room 148							
150	1	B-4	1	B-1	1002, 149, 152			

Attachment B-Rooms Requiring Field Verification (cont'd)

Room Number	Number of Lights in Room	Researched Lighting Circuits	Number of Receptacles in Room	Researched Receptacle Circuits	Other Rooms Which May be Affected	Verified Lighting Circuits	Verified Receptacle Circuits	Notes and Affected Equipment (if Any)
151	1	B-4 EE-2	0	B-12	1013, 106, 135, 136, 145, 149, 152, 216			
160	4	B-20 B-3 EE-9	2	B-19 J-5 J-9 J-10 J-11 J-12 J-13 J-14 J-15	1000, 1001, 1003, 1004, 106, 158			
163	2	EE-16	0	AA-5	137, 140, 162C			
164	3	AA-5 AA-40	8	AA-7 AA-9 AA-40 AA-42	162C			
165	3	B-6 EE-9	4	J-5	1000, 106, 156, 158, Stair 4			
1005	3	A-15 B-7	3	A-15 E-14 LP2-14	1003,1004, 1004			
202A	3	C-5 E-6	4	K-8				
202B	2		2					
204	10	C-4 C-6 C-8 E-3 EPP-7	7	C-17 E-2 EPP-7 K-5 K-8	2000, 2001, 2002, 2005, 2007, 201, 2012, 2013, 202, 235, 236, Stair 5			
207A	2	C-3	2	C-14 K-8	202A, 207, 207A, 207E, 210			

Attachment B-Rooms Requiring Field Verification (cont'd)

Room Number	Number of Lights in Room	Researched Lighting Circuits	Number of Receptacles in Room	Researched Receptacle Circuits	Other Rooms Which May be Affected	Verified Lighting Circuits	Verified Receptacle Circuits	Notes and Affected Equipment (if Any)
207B	2	C-9	2	CKT 14 C-20 C-9	207, 210, 236			
207C	4	C-3 C-9	5	C-14	207, 207A, 207E, 210			
207D	2	C-9	2	E-9	207, 207D, 210, Stair 1, Stair 2			
207E	3		6	C-14	207A, 207E, 210			
209B	3	C-2 C-5 C-6 D-7 D-9 E-6	2	C-15 C-26 D-21 EE-16	137, 140, 2000, 2002, 2006, 2007, 201, 202, 202A, 205, 208, 209, 209B, 216A, 220, 221, 2000			
211	14	C-11 E-10	12 1- 240V	C-14 C-16 C-19 C-21	207, 207A, 207E, 208, 210, 212, 216, 236, Stair 2			
213	4	C-11	6	D-14 E-11	212, 236			
214	4	C-11	2	D-14	212, 236			
216A	3	C-26 E-10	6	C-12 C-7 E-16	207, 208, 208A, 209B 216, 216A, Stair 2, Stair4			
217	3	C-7	0		208A			
219	6	C-28 D-8 E-2 E-8	9	C-28 D-16 D-18 D-20	2000, 2001, 2002, 2007, 2012, 2013, 212, 220, 221, 222C, 228, 235, 236, 219, 2011			
222	5	D-8 E-4	5 1- 240V	D-14 D-15 D-16 D-20 D-8	2000, 212, 220, 221, 222C, 228, 236, 2011, Stair 3			
222A	2	D-8	3	D-14 D-20	2000, 212, 220, 221, 222C, 236			

Attachment B-Rooms Requiring Field Verification (cont'd)

Room Number	Number of Lights in Room	Researched Lighting Circuits	Number of Receptacles in Room	Researched Receptacle Circuits	Other Rooms Which May be Affected	Verified Lighting Circuits	Verified Receptacle Circuits	Notes and Affected Equipment (if Any)
223	2	D-10	2	D-10 D-20	2000, 2006, 2013, 228, Stair 3			
224	1	D-10 D-8	4	D-20 D-8	2000, 212, 220, 221, 222C, 228, 230, 236			
226	2	D-10 E-2	1	D-18	2000, 2001, 2002, 2007, 2012, 2013, 222C, 228, 230, 235, 236,			
227	2	D-10	1	D-10	222C, 228, 230			
234	6	D-12 E-2	4	D-12 D-22	2000, 2001, 2002, 2006, 2007, 2012, 2013, 235, 236			
End of Rooms Recommended for De-Energization The Following Rooms Will Not Be De-Energized, But More Information Will Be Beneficial								
1014	3		1					
202B	2		2					
113	2	A-6	1					
117		A-5						
121	1	EE-1	1					
155	1		1	A-4				
158	1	EE-9						
159				J-18 J-20				
167		LP1-25						
203	1	C-5	0		201, 202, 202A, 205			

Attachment B-Rooms Requiring Field Verification (cont'd)

	Number of Lights in Room	Researched Lighting Circuits	Number of Receptacles in Room	Researched Receptacle Circuits	Other Rooms Which May be Affected	Verified Lighting Circuits	Verified Receptacle Circuits	Notes and Affected Equipment (if Any)
Plenum (203)	0		0					
206	9	C-1 C-13 E-1	5	C-24 K-8	202A, 206, 207, 207A, 208, 216, Stair 2			
216		B-5 E-10 EE-2 EE-4						
216B	3	C-7 E-10 E-9	0	C-12 F-1 F-3 F-9	207, 207D 208, 208A, 216, Stair 1, Stair 2			
230	1	D-10						
1000	2	B-5 EE-9						
1010	1	EE-15						
2001	3	D-1 D-4 D-5 D-6 E-3	1					
157B	1		2	EE-8				
207E	3		6	C-14				
207G		EE-15						
208A		C-17						
128	5	A-4 EE-3		K-3				
145	4		1	B-12 K-2				
228	1	D-10 E-4	2	D-18 E-4				

Attachment B-Rooms Requiring Field Verification (cont'd)

The PuFF Cells are each powered by a dedicated circuit from panel EPP. This needs to be verified to ensure that no equipment needed for S&M is de-energized.				
Cell Number	Researched Power Circuit	Verified Power Circuit	Critical Equipment In Cell	Notes and Affected Equipment (If Any)
Cell 1	EPP-13			
Cell 2	EPP-14			
Cell 3	EPP-15			
Cell 4	EPP-16			
Cell 5	EPP-17			
Cell 6	EPP-18			
Cell 7	EPP-30			
Cell 8	EPP-31			
Cell 9	EPP-32			

Note: Field verification is intended to address known discrepancies and other issues with drawings and electrical diagrams.

Document Control Number: E-ESR-F-00061
Revision: 1

Building: 235-F
Date: 3/21/2013
Page: 36 of 191

ATTACHMENT C-Complete Summary of Circuits Evaluated

Room No.	Circuit Number	Circuit Type	Drawing Number	Non-Locked Rooms Lighting	Non-Locked Rooms Receptacle	Open Breaker Isolate?	Notes	Disposition and Criteria Met
101	A-6	Lighting	Panel Schedule	112, 113, 116,		No		De-Energize
101	A-6	Lighting	S-DCP-F-04006	112, 113, 116,		No		De-Energize
101	A-6	Lighting	W146773	112, 113, 116,		No		De-Energize
101	EE-10	Lighting	E-DCF-F-02474			No		De-Energize
101	EE-10	Lighting	E-DCP-F-05005			No		De-Energize
101	EE-3	Lighting	W146773	122, 126, 128, 117B, Stair 2,	106,	No		De-Energize

Criteria

1. Electrical power is needed to comply with Life Safety requirements for the occupancy (i.e. egress path, travel distance, etc.).
2. Electrical power is needed to perform surveillance and maintenance activities will not be de-energized. This includes routine travel path to conduct shift rounds.
3. Electrical power is needed to maintain proper HVAC in the building or room.
4. Removal of electrical power will create radiological protection issues.
5. Removal of electrical power will impact future deactivation activities.

Document Control Number: E-ESR-F-00061
Revision: 1

Building: 235-F
Date: 3/21/2013
Page: 37 of 191

ATTACHMENT C-Complete Summary of Circuits Evaluated

Room No.	Circuit Number	Circuit Type	Drawing Number	Non-Locked Rooms Lighting	Non-Locked Rooms Receptacle	Open Breaker Isolate?	Notes	Disposition and Criteria Met
101	EE-10	Receptacle	E-DCP-F-05005			No		De-Energize
101	EE-10	Receptacle	Walk Down of Building			No		De-Energize
101	EE-19	Receptacle	E-DCF-F-02474	137, 140,		No		De-Energize
101	EE-5	Receptacle	Walk Down of Building	116, Stair 5,	106,	No		De-Energize
101	H-1	Receptacle	E-DCF-F-01020		116,	No		De-Energize
102	A-2	Lighting	Panel Schedule	105, 108, 116,	105, 116, Stair 6,	No		De-Energize
102	A-2	Lighting	S-DcP-F-04001	105, 108, 116,	105, 116, Stair 6,	No		De-Energize

Criteria

1. Electrical power is needed to comply with Life Safety requirements for the occupancy (i.e. egress path, travel distance, etc.).
2. Electrical power is needed to perform surveillance and maintenance activities will not be de-energized. This includes routine travel path to conduct shift rounds.
3. Electrical power is needed to maintain proper HVAC in the building or room.
4. Removal of electrical power will create radiological protection issues.
5. Removal of electrical power will impact future deactivation activities.

Document Control Number: E-ESR-F-00061
Revision: 1

Building: 235-F
Date: 3/21/2013
Page: 38 of 191

ATTACHMENT C-Complete Summary of Circuits Evaluated

Room No.	Circuit Number	Circuit Type	Drawing Number	Non-Locked Rooms Lighting	Non-Locked Rooms Receptacle	Open Breaker Isolate?	Notes	Disposition and Criteria Met
102	A-2	Lighting	W146773	105, 108, 116,	105, 116, Stair 6,	No		De-Energize
102	EE-15	Lighting	W146773	116, 1004, 1006, 1010, 107F, 207G,	1006,	No		De-Energize
102	A-23	Receptacle	W146773	105,	105, 108, 116, 118,	No		De-Energize
102	E-2	Receptacle	Walk Down of Building	235, 236,	2000, 2001, 2002, 2007, 2012, 2013,	No		De-Energize
102	EE-10	Receptacle	Walk Down of Building			No		De-Energize
102	EE-5	Receptacle	Walk Down of Building	116, Stair 5,	106,	No		De-Energize

Criteria

1. Electrical power is needed to comply with Life Safety requirements for the occupancy (i.e. egress path, travel distance, etc.).
2. Electrical power is needed to perform surveillance and maintenance activities will not be de-energized. This includes routine travel path to conduct shift rounds.
3. Electrical power is needed to maintain proper HVAC in the building or room.
4. Removal of electrical power will create radiological protection issues.
5. Removal of electrical power will impact future deactivation activities.

Document Control Number: E-ESR-F-00061
Revision: 1

Building: 235-F
Date: 3/21/2013
Page: 39 of 191

ATTACHMENT C-Complete Summary of Circuits Evaluated

Room No.	Circuit Number	Circuit Type	Drawing Number	Non-Locked Rooms Lighting	Non-Locked Rooms Receptacle	Open Breaker Isolate?	Notes	Disposition and Criteria Met
103	EE-11	Lighting	W146773	103, 1003, 1009,		No		Energized, Room Meets Criteria 1,2
103	K-4	Receptacle	E-DCF-F-02544		103, 116, 2006,	No		Energized, Room Meets Criteria 1,2
105	A-2	Lighting	Panel Schedule	105, 108, 116,	105, 116, Stair 6,	No		Energized, Room Meets Criteria 2
105	A-23	Lighting	S-DCP-F-04001	105,	105, 108, 116, 118,	No		Energized, Room Meets Criteria 2
105	A-2	Receptacle	S-DCP-F-04001	105, 108, 116,	105, 116, Stair 6,	No		Energized, Room Meets Criteria 2
105	A-23	Receptacle	Panel Schedule	105,	105, 108, 116, 118,	No		Energized, Room Meets Criteria 2
105	A-23	Receptacle	W146773	105,	105, 108, 116, 118,	No		Energized, Room Meets Criteria 2

Criteria

1. Electrical power is needed to comply with Life Safety requirements for the occupancy (i.e. egress path, travel distance, etc.).
2. Electrical power is needed to perform surveillance and maintenance activities will not be de-energized. This includes routine travel path to conduct shift rounds.
3. Electrical power is needed to maintain proper HVAC in the building or room.
4. Removal of electrical power will create radiological protection issues.
5. Removal of electrical power will impact future deactivation activities.

Document Control Number: E-ESR-F-00061
Revision: 1

Building: 235-F
Date: 3/21/2013
Page: 40 of 191

ATTACHMENT C-Complete Summary of Circuits Evaluated

Room No.	Circuit Number	Circuit Type	Drawing Number	Non-Locked Rooms Lighting	Non-Locked Rooms Receptacle	Open Breaker Isolate?	Notes	Disposition and Criteria Met
106	B-23	Alarm	E-DCF-F-02474			No	Air Monitor Alarm	Energized, Room Meets Criteria 2
106	A-11	Lighting	Panel Schedule	106,		No		Energized, Room Meets Criteria 2
106	A-11	Lighting	W146773	106,		No		Energized, Room Meets Criteria 2
106	A-11	Lighting	W146774	106,		No		Energized, Room Meets Criteria 2
106	A-13	Lighting	E-DCF-F-02574	106,		No		Energized, Room Meets Criteria 2
106	A-9	Lighting	Walk Down of Building	106,		No	Halogen Lights	Energized, Room Meets Criteria 2

Criteria

1. Electrical power is needed to comply with Life Safety requirements for the occupancy (i.e. egress path, travel distance, etc.).
2. Electrical power is needed to perform surveillance and maintenance activities will not be de-energized. This includes routine travel path to conduct shift rounds.
3. Electrical power is needed to maintain proper HVAC in the building or room.
4. Removal of electrical power will create radiological protection issues.
5. Removal of electrical power will impact future deactivation activities.

Document Control Number: E-ESR-F-00061
Revision: 1

Building: 235-F
Date: 3/21/2013
Page: 41 of 191

ATTACHMENT C-Complete Summary of Circuits Evaluated

Room No.	Circuit Number	Circuit Type	Drawing Number	Non-Locked Rooms Lighting	Non-Locked Rooms Receptacle	Open Breaker Isolate?	Notes	Disposition and Criteria Met
106	A-20	Receptacle	W146773		106, 107, 107F,	No		Energized, Room Meets Criteria 2
106	B-13	Receptacle	W146774	1006, 1007,	106, 1006, 1007, 1008	No		Energized, Room Meets Criteria 2
106	B-19	Receptacle	Panel Schedule		106, 1003, 1004,	No		Energized, Room Meets Criteria 2
106	B-21	Receptacle	Panel Schedule		106, 107ABCD,	No		Energized, Room Meets Criteria 2
106	EE-2	Receptacle	Walk Down of Building	135, 136, 152, 216, 1013,	106, 135,	No		Energized, Room Meets Criteria 2
106	EE-3	Receptacle	Walk Down of Building	122, 126, 128, 117B, Stair 2,	106,	No		Energized, Room Meets Criteria 2
106	EE-4	Receptacle	Walk Down of Building	156, 157, 216, 1013, Stair 3,	106, 157,	No		Energized, Room Meets Criteria 2

Criteria

1. Electrical power is needed to comply with Life Safety requirements for the occupancy (i.e. egress path, travel distance, etc.).
2. Electrical power is needed to perform surveillance and maintenance activities will not be de-energized. This includes routine travel path to conduct shift rounds.
3. Electrical power is needed to maintain proper HVAC in the building or room.
4. Removal of electrical power will create radiological protection issues.
5. Removal of electrical power will impact future deactivation activities.

Document Control Number: E-ESR-F-00061
Revision: 1

Building: 235-F
Date: 3/21/2013
Page: 42 of 191

ATTACHMENT C-Complete Summary of Circuits Evaluated

Room No.	Circuit Number	Circuit Type	Drawing Number	Non-Locked Rooms Lighting	Non-Locked Rooms Receptacle	Open Breaker Isolate?	Notes	Disposition and Criteria Met
106	EE-5	Receptacle	Walk Down of Building	116, Stair 5,	106,	No		Energized, Room Meets Criteria 2
106	EE-6	Receptacle	Walk Down of Building		135, 106,	No		Energized, Room Meets Criteria 2
106	EE-7	Receptacle	Walk Down of Building	1002, 1008,	106, 1008,	No		Energized, Room Meets Criteria 2
106	EE-8	Receptacle	Walk Down of Building		106, 156, 157, 157B	No		Energized, Room Meets Criteria 2
106	EE-9	Receptacle	Walk Down of Building	158, 1000,	106,	No		Energized, Room Meets Criteria 2
107	A-16	Lighting	S-DcP-F-04007	107, 107F,		No		Energized, Room Meets Criteria 2
107	A-20	Receptacle	S-DcP-F-04008		106, 107, 107F,	No		Energized, Room Meets Criteria 2

Criteria

1. Electrical power is needed to comply with Life Safety requirements for the occupancy (i.e. egress path, travel distance, etc.).
2. Electrical power is needed to perform surveillance and maintenance activities will not be de-energized. This includes routine travel path to conduct shift rounds.
3. Electrical power is needed to maintain proper HVAC in the building or room.
4. Removal of electrical power will create radiological protection issues.
5. Removal of electrical power will impact future deactivation activities.

Document Control Number: E-ESR-F-00061
Revision: 1

Building: 235-F
Date: 3/21/2013
Page: 43 of 191

ATTACHMENT C-Complete Summary of Circuits Evaluated

Room No.	Circuit Number	Circuit Type	Drawing Number	Non-Locked Rooms Lighting	Non-Locked Rooms Receptacle	Open Breaker Isolate?	Notes	Disposition and Criteria Met
109	A-11	Lighting	S-DCP-F-04001 DCN	106,		No		De-Energize
109	A-5	Lighting	W146773	117, 122, 124, 117A,	122,	No		De-Energize
109	A-6	Lighting	Panel Schedule	112, 113, 116,		No	116 is lights only	De-Energize
109	A-19	Receptacle	W146773		112, 116,	No		De-Energize
109	A-19	Receptacle	Walk Down of Building		112, 116,	No		De-Energize
109	K-4	Receptacle	Panel Schedule		103, 116, 2006,	No		De-Energize
110	A-6	Lighting	Panel Schedule	112, 113, 116,		No		De-Energize

Criteria

1. Electrical power is needed to comply with Life Safety requirements for the occupancy (i.e. egress path, travel distance, etc.).
2. Electrical power is needed to perform surveillance and maintenance activities will not be de-energized. This includes routine travel path to conduct shift rounds.
3. Electrical power is needed to maintain proper HVAC in the building or room.
4. Removal of electrical power will create radiological protection issues.
5. Removal of electrical power will impact future deactivation activities.

Document Control Number: E-ESR-F-00061
Revision: 1

Building: 235-F
Date: 3/21/2013
Page: 44 of 191

ATTACHMENT C-Complete Summary of Circuits Evaluated

Room No.	Circuit Number	Circuit Type	Drawing Number	Non-Locked Rooms Lighting	Non-Locked Rooms Receptacle	Open Breaker Isolate?	Notes	Disposition and Criteria Met
110	A-6	Lighting	W146773	112, 113, 116,		No		De-Energize
110	EE-5	Lighting	W146773	116, Stair 5,	106,	No		De-Energize
110	A-13	Receptacle	W146773	106,		No		De-Energize
110	A-17	Receptacle	W146773	116,		No		De-Energize
110	A-19	Receptacle	Panel Schedule		112, 116,	No		De-Energize
110	A-6	Receptacle	W146773	112, 113, 116,		No		De-Energize
110	H-14	Receptacle	W146773			No		De-Energize

Criteria

1. Electrical power is needed to comply with Life Safety requirements for the occupancy (i.e. egress path, travel distance, etc.).
2. Electrical power is needed to perform surveillance and maintenance activities will not be de-energized. This includes routine travel path to conduct shift rounds.
3. Electrical power is needed to maintain proper HVAC in the building or room.
4. Removal of electrical power will create radiological protection issues.
5. Removal of electrical power will impact future deactivation activities.

Document Control Number: E-ESR-F-00061
Revision: 1

Building: 235-F
Date: 3/21/2013
Page: 45 of 191

ATTACHMENT C-Complete Summary of Circuits Evaluated

Room No.	Circuit Number	Circuit Type	Drawing Number	Non-Locked Rooms Lighting	Non-Locked Rooms Receptacle	Open Breaker Isolate?	Notes	Disposition and Criteria Met
110	H-15	Receptacle	W146773			No		De-Energize
110	H-17	Receptacle	W146773			No		De-Energize
111	A-17	Receptacle	Walk Down of Building	116,		No		De-Energize
111	A-19	Receptacle	Walk Down of Building		112, 116,	No		De-Energize
111	H-2	Receptacle	Walk Down of Building			No		De-Energize
111	H-4	Receptacle	Walk Down of Building			No		De-Energize
111	H-6	Receptacle	Walk Down of Building		112	No		De-Energize

Criteria

1. Electrical power is needed to comply with Life Safety requirements for the occupancy (i.e. egress path, travel distance, etc.).
2. Electrical power is needed to perform surveillance and maintenance activities will not be de-energized. This includes routine travel path to conduct shift rounds.
3. Electrical power is needed to maintain proper HVAC in the building or room.
4. Removal of electrical power will create radiological protection issues.
5. Removal of electrical power will impact future deactivation activities.

Document Control Number: E-ESR-F-00061
Revision: 1

Building: 235-F
Date: 3/21/2013
Page: 46 of 191

ATTACHMENT C-Complete Summary of Circuits Evaluated

Room No.	Circuit Number	Circuit Type	Drawing Number	Non-Locked Rooms Lighting	Non-Locked Rooms Receptacle	Open Breaker Isolate?	Notes	Disposition and Criteria Met
112	A-6	Lighting	Panel Schedule	112, 113, 116,		No		De-Energize
112	A-6	Lighting	W146773	112, 113, 116,		No		De-Energize
112	A-19	Receptacle	Panel Schedule		112, 116,	No		De-Energize
112	H-6	Receptacle	Panel Schedule		112	No		De-Energize
113	A-6	Lighting	W146773	112, 113, 116,		No		Energized, Room Meets Criteria 1
115	A-1	Lighting	Panel Schedule	118, 122, 117B, Stair 4,	118, 117B,	No		De-Energize
115	A-1	Lighting	W146775	118, 122, 117B, Stair 4,	118, 117B,	No		De-Energize

Criteria

1. Electrical power is needed to comply with Life Safety requirements for the occupancy (i.e. egress path, travel distance, etc.).
2. Electrical power is needed to perform surveillance and maintenance activities will not be de-energized. This includes routine travel path to conduct shift rounds.
3. Electrical power is needed to maintain proper HVAC in the building or room.
4. Removal of electrical power will create radiological protection issues.
5. Removal of electrical power will impact future deactivation activities.

Document Control Number: E-ESR-F-00061
Revision: 1

Building: 235-F
Date: 3/21/2013
Page: 47 of 191

ATTACHMENT C-Complete Summary of Circuits Evaluated

Room No.	Circuit Number	Circuit Type	Drawing Number	Non-Locked Rooms Lighting	Non-Locked Rooms Receptacle	Open Breaker Isolate?	Notes	Disposition and Criteria Met
115	A-1	Lighting	S-DCP-F-02003	118, 122, 117B, Stair 4,	118, 117B,	No		De-Energize
115	A-19	Receptacle	Panel Schedule		112, 116,	No		De-Energize
115	A-21	Receptacle	W146775		122, 124,	No		De-Energize
115	K-3	Receptacle	E-DCF-F-02544		116, 126, 128,	No		De-Energize
115	NSF-5	Receptacle	Walk Down of Building			No		De-Energize
116	A-6	Lighting	W146773	112, 113, 116,		No		Energized, Room Meets Criteria 1,2

Criteria

1. Electrical power is needed to comply with Life Safety requirements for the occupancy (i.e. egress path, travel distance, etc.).
2. Electrical power is needed to perform surveillance and maintenance activities will not be de-energized. This includes routine travel path to conduct shift rounds.
3. Electrical power is needed to maintain proper HVAC in the building or room.
4. Removal of electrical power will create radiological protection issues.
5. Removal of electrical power will impact future deactivation activities.

Document Control Number: E-ESR-F-00061
Revision: 1

Building: 235-F
Date: 3/21/2013
Page: 48 of 191

ATTACHMENT C-Complete Summary of Circuits Evaluated

Room No.	Circuit Number	Circuit Type	Drawing Number	Non-Locked Rooms Lighting	Non-Locked Rooms Receptacle	Open Breaker Isolate?	Notes	Disposition and Criteria Met
116	EE-15	Lighting	W146773	116, 1004, 1006, 1010, 107F, 207G,	1006,	No		Energized, Room Meets Criteria 1,2
116	EE-5	Lighting	E-DCF-F-02474	116, Stair 5,	106,	No		Energized, Room Meets Criteria 1,2
116	A-17	Receptacle	Walk Down of Building	116,		No		Energized, Room Meets Criteria 1,2
116	A-19	Receptacle	Panel Schedule		112, 116,	No	116 is lights only	Energized, Room Meets Criteria 1,2
116	A-19	Receptacle	Walk Down of Building		112, 116,	No		Energized, Room Meets Criteria 1,2
116	A-23	Receptacle	W146773	105,	105, 108, 116, 118,	No		Energized, Room Meets Criteria 1,2

Criteria

1. Electrical power is needed to comply with Life Safety requirements for the occupancy (i.e. egress path, travel distance, etc.).
2. Electrical power is needed to perform surveillance and maintenance activities will not be de-energized. This includes routine travel path to conduct shift rounds.
3. Electrical power is needed to maintain proper HVAC in the building or room.
4. Removal of electrical power will create radiological protection issues.
5. Removal of electrical power will impact future deactivation activities.

Document Control Number: E-ESR-F-00061
Revision: 1

Building: 235-F
Date: 3/21/2013
Page: 49 of 191

ATTACHMENT C-Complete Summary of Circuits Evaluated

Room No.	Circuit Number	Circuit Type	Drawing Number	Non-Locked Rooms Lighting	Non-Locked Rooms Receptacle	Open Breaker Isolate?	Notes	Disposition and Criteria Met
116	H-1	Receptacle	Walk Down of Building		116,	No		Energized, Room Meets Criteria 1,2
116	K-3	Receptacle	E-DCF-F-02544		116, 126, 128,	No		Energized, Room Meets Criteria 1,2
116	K-3	Receptacle	Walk Down of Building		116, 126, 128,	No		Energized, Room Meets Criteria 1,2
116	K-4	Receptacle	Panel Schedule		103, 116, 2006,	No		Energized, Room Meets Criteria 1,2
117	A-5	Lighting	S-DcP-F-04005	117, 122, 124, 117A,	122,	No		Energized, Room Meets Criteria 1, 2
118	A-1	Lighting	Panel Schedule	118, 122, 117B, Stair 4,	118, 117B,	No		Energized, Room Meets Criteria 2
118	A-1	Lighting	S-DCF-F-04001	118, 122, 117B, Stair 4,	118, 117B,	No		Energized, Room Meets Criteria 2

Criteria

1. Electrical power is needed to comply with Life Safety requirements for the occupancy (i.e. egress path, travel distance, etc.).
2. Electrical power is needed to perform surveillance and maintenance activities will not be de-energized. This includes routine travel path to conduct shift rounds.
3. Electrical power is needed to maintain proper HVAC in the building or room.
4. Removal of electrical power will create radiological protection issues.
5. Removal of electrical power will impact future deactivation activities.

Document Control Number: E-ESR-F-00061
Revision: 1

Building: 235-F
Date: 3/21/2013
Page: 50 of 191

ATTACHMENT C-Complete Summary of Circuits Evaluated

Room No.	Circuit Number	Circuit Type	Drawing Number	Non-Locked Rooms Lighting	Non-Locked Rooms Receptacle	Open Breaker Isolate?	Notes	Disposition and Criteria Met
118	A-1	Lighting	W146775	118, 122, 117B, Stair 4,	118, 117B,	No		Energized, Room Meets Criteria 2
118	EE-1	Lighting	W146775	118, 121, 131, Stair 1,		No		Energized, Room Meets Criteria 2
118	A-1	Receptacle	W146775	118, 122, 117B, Stair 4,	118, 117B,	No		Energized, Room Meets Criteria 2
118	A-23	Receptacle	W146775	105,	105, 108, 116, 118,	No		Energized, Room Meets Criteria 2
118	A-23	Receptacle	Walk Down of Building	105,	105, 108, 116, 118,	No		Energized, Room Meets Criteria 2
118	A-26	Receptacle	E-DCF-F-02574		118,	No	Communication Receptacle.	Energized, Room Meets Criteria 2
118	A-26	Receptacle	S-DCF-F-04001		118,	No	Com. Receptacle	Energized, Room Meets Criteria 2

Criteria

1. Electrical power is needed to comply with Life Safety requirements for the occupancy (i.e. egress path, travel distance, etc.).
2. Electrical power is needed to perform surveillance and maintenance activities will not be de-energized. This includes routine travel path to conduct shift rounds.
3. Electrical power is needed to maintain proper HVAC in the building or room.
4. Removal of electrical power will create radiological protection issues.
5. Removal of electrical power will impact future deactivation activities.

Document Control Number: E-ESR-F-00061
Revision: 1

Building: 235-F
Date: 3/21/2013
Page: 51 of 191

ATTACHMENT C-Complete Summary of Circuits Evaluated

Room No.	Circuit Number	Circuit Type	Drawing Number	Non-Locked Rooms Lighting	Non-Locked Rooms Receptacle	Open Breaker Isolate?	Notes	Disposition and Criteria Met
118	A-26	Receptacle	Walk Down of Building		118,	No		Energized, Room Meets Criteria 2
119	EE-1	Lighting	W146775	118, 121, 131, Stair 1,		No		De-Energize
120	A-1	Lighting	J-DCF-F-02003	118, 122, 117B, Stair 4,	118, 117B,	No		De-Energize
120	A-1	Lighting	Panel Schedule	118, 122, 117B, Stair 4,	118, 117B,	No		De-Energize
120	A-1	Lighting	W146775	118, 122, 117B, Stair 4,	118, 117B,	No		De-Energize
120	A-23	Receptacle	W146775	105,	105, 108, 116, 118,	No		De-Energize
121	EE-1	Lighting	W146775	118, 121, 131, Stair 1,		No		Energized, Room Meets Criteria 1,2

Criteria

1. Electrical power is needed to comply with Life Safety requirements for the occupancy (i.e. egress path, travel distance, etc.).
2. Electrical power is needed to perform surveillance and maintenance activities will not be de-energized. This includes routine travel path to conduct shift rounds.
3. Electrical power is needed to maintain proper HVAC in the building or room.
4. Removal of electrical power will create radiological protection issues.
5. Removal of electrical power will impact future deactivation activities.

Document Control Number: E-ESR-F-00061
Revision: 1

Building: 235-F
Date: 3/21/2013
Page: 52 of 191

ATTACHMENT C-Complete Summary of Circuits Evaluated

Room No.	Circuit Number	Circuit Type	Drawing Number	Non-Locked Rooms Lighting	Non-Locked Rooms Receptacle	Open Breaker Isolate?	Notes	Disposition and Criteria Met
122	A-1	Lighting	Panel Schedule	118, 122, 117B, Stair 4,	118, 117B,	No		Energized, Room Meets Criteria 1,2
122	A-1	Lighting	S-DCF-F-04001	118, 122, 117B, Stair 4,	118, 117B,	No		Energized, Room Meets Criteria 1,2
122	A-5	Lighting	W146775	117, 122, 124, 117A,	122,	No		Energized, Room Meets Criteria 1,2
122	A-5	Lighting	Walk Down of Building	117, 122, 124, 117A,	122,	No		Energized, Room Meets Criteria 1,2
122	EE-3	Lighting	W146775	122, 126, 128, 117B, Stair 2,	106,	No		Energized, Room Meets Criteria 1,2
122	A-21	Receptacle	W146775		122, 124,	No		Energized, Room Meets Criteria 1,2
122	A-5	Receptacle	W146775	117, 122, 124, 117A,	122,	No		Energized, Room Meets Criteria 1,2

Criteria

1. Electrical power is needed to comply with Life Safety requirements for the occupancy (i.e. egress path, travel distance, etc.).
2. Electrical power is needed to perform surveillance and maintenance activities will not be de-energized. This includes routine travel path to conduct shift rounds.
3. Electrical power is needed to maintain proper HVAC in the building or room.
4. Removal of electrical power will create radiological protection issues.
5. Removal of electrical power will impact future deactivation activities.

Document Control Number: E-ESR-F-00061
Revision: 1

Building: 235-F
Date: 3/21/2013
Page: 53 of 191

ATTACHMENT C-Complete Summary of Circuits Evaluated

Room No.	Circuit Number	Circuit Type	Drawing Number	Non-Locked Rooms Lighting	Non-Locked Rooms Receptacle	Open Breaker Isolate?	Notes	Disposition and Criteria Met
123	A-27	Lighting	E-DCP-F-92042			No		De-Energize
123	A-27	Lighting	J-DCF-F-02003			No		De-Energize
123	A-27	Lighting	W146775			No		De-Energize
123	A-5	Lighting	E-DCP-F-92042	117, 122, 124, 117A,	122,	No		De-Energize
123	A-5	Lighting	Panel Schedule	117, 122, 124, 117A,	122,	No		De-Energize
123	A-21	Receptacle	Panel Schedule		122, 124,	No	Emergency Light	De-Energize
123	A-21	Receptacle	W146775		122, 124,	No		De-Energize

Criteria

1. Electrical power is needed to comply with Life Safety requirements for the occupancy (i.e. egress path, travel distance, etc.).
2. Electrical power is needed to perform surveillance and maintenance activities will not be de-energized. This includes routine travel path to conduct shift rounds.
3. Electrical power is needed to maintain proper HVAC in the building or room.
4. Removal of electrical power will create radiological protection issues.
5. Removal of electrical power will impact future deactivation activities.

Document Control Number: E-ESR-F-00061
Revision: 1

Building: 235-F
Date: 3/21/2013
Page: 54 of 191

ATTACHMENT C-Complete Summary of Circuits Evaluated

Room No.	Circuit Number	Circuit Type	Drawing Number	Non-Locked Rooms Lighting	Non-Locked Rooms Receptacle	Open Breaker Isolate?	Notes	Disposition and Criteria Met
123	EE-1	Receptacle	Walk Down of Building	118, 121, 131, Stair 1,		No		De-Energize
123	K-3	Receptacle	E-DCF-F-02544		116, 126, 128,	No		De-Energize
124	A-5	Lighting	Panel Schedule	117, 122, 124, 117A,	122,	No		Energized, Room Meets Criteria 1,2
124	A-5	Lighting	S-DCF-F-04001	117, 122, 124, 117A,	122,	No		Energized, Room Meets Criteria 1,2
124	A-5	Lighting	W146775	117, 122, 124, 117A,	122,	No		Energized, Room Meets Criteria 1,2
124	A-21	Receptacle	Panel Schedule		122, 124,	No		Energized, Room Meets Criteria 1,2
124	A-21	Receptacle	S-DCF-F-04001		122, 124,	No		Energized, Room Meets Criteria 1,2

Criteria

1. Electrical power is needed to comply with Life Safety requirements for the occupancy (i.e. egress path, travel distance, etc.).
2. Electrical power is needed to perform surveillance and maintenance activities will not be de-energized. This includes routine travel path to conduct shift rounds.
3. Electrical power is needed to maintain proper HVAC in the building or room.
4. Removal of electrical power will create radiological protection issues.
5. Removal of electrical power will impact future deactivation activities.

Document Control Number: E-ESR-F-00061
Revision: 1

Building: 235-F
Date: 3/21/2013
Page: 55 of 191

ATTACHMENT C-Complete Summary of Circuits Evaluated

Room No.	Circuit Number	Circuit Type	Drawing Number	Non-Locked Rooms Lighting	Non-Locked Rooms Receptacle	Open Breaker Isolate?	Notes	Disposition and Criteria Met
124	A-21	Receptacle	W146775		122, 124,	No		Energized, Room Meets Criteria 1,2
125	A-5	Lighting	J-DCF-F-02003	117, 122, 124, 117A,	122,	No		De-Energize
125	A-5	Lighting	Panel Schedule	117, 122, 124, 117A,	122,	No		De-Energize
125	A-5	Lighting	W146775	117, 122, 124, 117A,	122,	No		De-Energize
125	A-21	Receptacle	Panel Schedule		122, 124,	No		De-Energize
125	A-21	Receptacle	W146775		122, 124,	No		De-Energize
125	A-5	Receptacle	W146775	117, 122, 124, 117A,	122,	No		De-Energize

Criteria

1. Electrical power is needed to comply with Life Safety requirements for the occupancy (i.e. egress path, travel distance, etc.).
2. Electrical power is needed to perform surveillance and maintenance activities will not be de-energized. This includes routine travel path to conduct shift rounds.
3. Electrical power is needed to maintain proper HVAC in the building or room.
4. Removal of electrical power will create radiological protection issues.
5. Removal of electrical power will impact future deactivation activities.

Document Control Number: E-ESR-F-00061
Revision: 1

Building: 235-F
Date: 3/21/2013
Page: 56 of 191

ATTACHMENT C-Complete Summary of Circuits Evaluated

Room No.	Circuit Number	Circuit Type	Drawing Number	Non-Locked Rooms Lighting	Non-Locked Rooms Receptacle	Open Breaker Isolate?	Notes	Disposition and Criteria Met
125	K-2	Receptacle	E-DCF-F-02544		131, 140, 145, 126,	No		De-Energize
126	A-4	Lighting	W146775	126, 128,	126, 155, 117A,	No		Energized, Room Meets Criteria 1,2
126	B-5	Lighting	Panel Schedule	126, 131, 216, 1000, 1001, 1013, Stair 5	1009,	No		Energized, Room Meets Criteria 1,2
126	EE-3	Lighting	W146775	122, 126, 128, 117B, Stair 2,	106,	No		Energized, Room Meets Criteria 1,2
126	A-4	Receptacle	W146775	126, 128,	126, 155, 117A,	No		Energized, Room Meets Criteria 1,2
126	K-2	Receptacle	Walk Down of Building		131, 140, 145, 126,	No		Energized, Room Meets Criteria 1,2

Criteria

1. Electrical power is needed to comply with Life Safety requirements for the occupancy (i.e. egress path, travel distance, etc.).
2. Electrical power is needed to perform surveillance and maintenance activities will not be de-energized. This includes routine travel path to conduct shift rounds.
3. Electrical power is needed to maintain proper HVAC in the building or room.
4. Removal of electrical power will create radiological protection issues.
5. Removal of electrical power will impact future deactivation activities.

Document Control Number: E-ESR-F-00061
Revision: 1

Building: 235-F
Date: 3/21/2013
Page: 57 of 191

ATTACHMENT C-Complete Summary of Circuits Evaluated

Room No.	Circuit Number	Circuit Type	Drawing Number	Non-Locked Rooms Lighting	Non-Locked Rooms Receptacle	Open Breaker Isolate?	Notes	Disposition and Criteria Met
126	K-3	Receptacle	Walk Down of Building		116, 126, 128,	No		Energized, Room Meets Criteria 1,2
127	A-4	Lighting	W146775	126, 128,	126, 155, 117A,	No		De-Energize
127	EE-3	Lighting	W146775	122, 126, 128, 117B, Stair 2,	106,	No		De-Energize
128	A-4	Lighting	E-DCF-F-02574	126, 128,	126, 155, 117A,	No		Energized, Room Meets Criteria 1,2
128	A-4	Lighting	S-DcP-F-04004	126, 128,	126, 155, 117A,	No		Energized, Room Meets Criteria 1,2
128	A-4	Lighting	W146775	126, 128,	126, 155, 117A,	No		Energized, Room Meets Criteria 1,2
128	A-4	Lighting	Walk Down of Building	126, 128,	126, 155, 117A,	No	Incandescent Lights	Energized, Room Meets Criteria 1,2

Criteria

1. Electrical power is needed to comply with Life Safety requirements for the occupancy (i.e. egress path, travel distance, etc.).
2. Electrical power is needed to perform surveillance and maintenance activities will not be de-energized. This includes routine travel path to conduct shift rounds.
3. Electrical power is needed to maintain proper HVAC in the building or room.
4. Removal of electrical power will create radiological protection issues.
5. Removal of electrical power will impact future deactivation activities.

Document Control Number: E-ESR-F-00061
Revision: 1

Building: 235-F
Date: 3/21/2013
Page: 58 of 191

ATTACHMENT C-Complete Summary of Circuits Evaluated

Room No.	Circuit Number	Circuit Type	Drawing Number	Non-Locked Rooms Lighting	Non-Locked Rooms Receptacle	Open Breaker Isolate?	Notes	Disposition and Criteria Met
128	EE-3	Lighting	W146775	122, 126, 128, 117B, Stair 2,	106,	No		Energized, Room Meets Criteria 1,2
128	K-3	Receptacle	E-DCF-F-02544		116, 126, 128,	No		Energized, Room Meets Criteria 1,2
129	A-12	Lighting	Panel Schedule	131,	131,	No		De-Energize
129	A-12	Lighting	W146775	131,	131,	No		De-Energize
129	A-12	Lighting	Walk Down of Building	131,	131,	No		De-Energize
129	EE-3	Lighting	W146775	122, 126, 128, 117B, Stair 2,	106,	No		De-Energize
129	A-1	Receptacle	Walk Down of Building	118, 122, 117B, Stair 4,	118, 117B,	No		De-Energize

Criteria

1. Electrical power is needed to comply with Life Safety requirements for the occupancy (i.e. egress path, travel distance, etc.).
2. Electrical power is needed to perform surveillance and maintenance activities will not be de-energized. This includes routine travel path to conduct shift rounds.
3. Electrical power is needed to maintain proper HVAC in the building or room.
4. Removal of electrical power will create radiological protection issues.
5. Removal of electrical power will impact future deactivation activities.

Document Control Number: E-ESR-F-00061
Revision: 1

Building: 235-F
Date: 3/21/2013
Page: 59 of 191

ATTACHMENT C-Complete Summary of Circuits Evaluated

Room No.	Circuit Number	Circuit Type	Drawing Number	Non-Locked Rooms Lighting	Non-Locked Rooms Receptacle	Open Breaker Isolate?	Notes	Disposition and Criteria Met
129	A-10	Receptacle	Panel Schedule	131,		No		De-Energize
129	A-10	Receptacle	W146775	131,		No		De-Energize
129	A-10	Receptacle	Walk Down of Building	131,		No		De-Energize
129	A-12	Receptacle	W146776	131,	131,	No		De-Energize
129	J-2	Receptacle	Panel Schedule			No		De-Energize
129	K-3	Receptacle	Panel Schedule		116, 126, 128,	No		De-Energize
130	A-12	Lighting	Panel Schedule	131,	131,	No		De-Energize

Criteria

1. Electrical power is needed to comply with Life Safety requirements for the occupancy (i.e. egress path, travel distance, etc.).
2. Electrical power is needed to perform surveillance and maintenance activities will not be de-energized. This includes routine travel path to conduct shift rounds.
3. Electrical power is needed to maintain proper HVAC in the building or room.
4. Removal of electrical power will create radiological protection issues.
5. Removal of electrical power will impact future deactivation activities.

Document Control Number: E-ESR-F-00061
Revision: 1

Building: 235-F
Date: 3/21/2013
Page: 60 of 191

ATTACHMENT C-Complete Summary of Circuits Evaluated

Room No.	Circuit Number	Circuit Type	Drawing Number	Non-Locked Rooms Lighting	Non-Locked Rooms Receptacle	Open Breaker Isolate?	Notes	Disposition and Criteria Met
130	A-12	Lighting	W146775	131,	131,	No		De-Energize
130	A-12	Lighting	Walk Down of Building	131,	131,	No		De-Energize
130	EE-1	Lighting	W146775	118, 121, 131, Stair 1,		No		De-Energize
130	A-12	Receptacle	W146775	131,	131,	No		De-Energize
130	A-8	Receptacle	Panel Schedule		131,	No		De-Energize
130	A-8	Receptacle	W146775		131,	No		De-Energize
131	A-12	Lighting	W146775	131,	131,	No		Energized, Room Meets Criteria 2

Criteria

1. Electrical power is needed to comply with Life Safety requirements for the occupancy (i.e. egress path, travel distance, etc.).
2. Electrical power is needed to perform surveillance and maintenance activities will not be de-energized. This includes routine travel path to conduct shift rounds.
3. Electrical power is needed to maintain proper HVAC in the building or room.
4. Removal of electrical power will create radiological protection issues.
5. Removal of electrical power will impact future deactivation activities.

Document Control Number: E-ESR-F-00061
Revision: 1

Building: 235-F
Date: 3/21/2013
Page: 61 of 191

ATTACHMENT C-Complete Summary of Circuits Evaluated

Room No.	Circuit Number	Circuit Type	Drawing Number	Non-Locked Rooms Lighting	Non-Locked Rooms Receptacle	Open Breaker Isolate?	Notes	Disposition and Criteria Met
131	B-5	Lighting	Panel Schedule	126, 131, 216, 1000, 1001, 1013, Stair 5	1009,	No		Energized, Room Meets Criteria 2
131	EE-1	Lighting	W146775	118, 121, 131, Stair 1,		No		Energized, Room Meets Criteria 2
131	A-10	Receptacle	W146775	131,		No		Energized, Room Meets Criteria 2
131	A-12	Receptacle	W146775	131,	131,	No		Energized, Room Meets Criteria 2
131	A-8	Receptacle	W146775		131,	No		Energized, Room Meets Criteria 2
131	K-2	Receptacle	Walk Down of Building		131, 140, 145, 126,	No		Energized, Room Meets Criteria 2

Criteria

1. Electrical power is needed to comply with Life Safety requirements for the occupancy (i.e. egress path, travel distance, etc.).
2. Electrical power is needed to perform surveillance and maintenance activities will not be de-energized. This includes routine travel path to conduct shift rounds.
3. Electrical power is needed to maintain proper HVAC in the building or room.
4. Removal of electrical power will create radiological protection issues.
5. Removal of electrical power will impact future deactivation activities.

Document Control Number: E-ESR-F-00061
Revision: 1

Building: 235-F
Date: 3/21/2013
Page: 62 of 191

ATTACHMENT C-Complete Summary of Circuits Evaluated

Room No.	Circuit Number	Circuit Type	Drawing Number	Non-Locked Rooms Lighting	Non-Locked Rooms Receptacle	Open Breaker Isolate?	Notes	Disposition and Criteria Met
132	A-4	Lighting	W146775	126, 128,	126, 155, 117A,	No		De-Energize
132	EE-1	Lighting	W146775	118, 121, 131, Stair 1,		No		De-Energize
132	A-4	Receptacle	W146775	126, 128,	126, 155, 117A,	No		De-Energize
134	A-4	Lighting	W146775	126, 128,	126, 155, 117A,	No		De-Energize
134	A-4	Receptacle	W146775	126, 128,	126, 155, 117A,	No		De-Energize
135	EE-2	Lighting	W146776	135, 136, 152, 216, 1013,	106, 135,	No		Energized, Room Meets Criteria 1,2

Criteria

1. Electrical power is needed to comply with Life Safety requirements for the occupancy (i.e. egress path, travel distance, etc.).
2. Electrical power is needed to perform surveillance and maintenance activities will not be de-energized. This includes routine travel path to conduct shift rounds.
3. Electrical power is needed to maintain proper HVAC in the building or room.
4. Removal of electrical power will create radiological protection issues.
5. Removal of electrical power will impact future deactivation activities.

Document Control Number: E-ESR-F-00061
Revision: 1

Building: 235-F
Date: 3/21/2013
Page: 63 of 191

ATTACHMENT C-Complete Summary of Circuits Evaluated

Room No.	Circuit Number	Circuit Type	Drawing Number	Non-Locked Rooms Lighting	Non-Locked Rooms Receptacle	Open Breaker Isolate?	Notes	Disposition and Criteria Met
135	B-10	Receptacle	Panel Schedule		104, 135, 136, 137, 140, 1002,	No		Energized, Room Meets Criteria 1,2
135	B-10	Receptacle	W146776		104, 135, 136, 137, 140, 1002,	No		Energized, Room Meets Criteria 1,2
135	B-10	Receptacle	Walk Down of Building		104, 135, 136, 137, 140, 1002,	No		Energized, Room Meets Criteria 1,2
135	EE-2	Receptacle	W146776	135, 136, 152, 216, 1013,	106, 135,	No		Energized, Room Meets Criteria 1,2
135	EE6	Receptacle	Walk Down of Building		135, 106,	No		Energized, Room Meets Criteria 1,2

Criteria

1. Electrical power is needed to comply with Life Safety requirements for the occupancy (i.e. egress path, travel distance, etc.).
2. Electrical power is needed to perform surveillance and maintenance activities will not be de-energized. This includes routine travel path to conduct shift rounds.
3. Electrical power is needed to maintain proper HVAC in the building or room.
4. Removal of electrical power will create radiological protection issues.
5. Removal of electrical power will impact future deactivation activities.

Document Control Number: E-ESR-F-00061
Revision: 1

Building: 235-F
Date: 3/21/2013
Page: 64 of 191

ATTACHMENT C-Complete Summary of Circuits Evaluated

Room No.	Circuit Number	Circuit Type	Drawing Number	Non-Locked Rooms Lighting	Non-Locked Rooms Receptacle	Open Breaker Isolate?	Notes	Disposition and Criteria Met
135	J-3	Receptacle	E-DCF-F-02474		135,	No		Energized, Room Meets Criteria 1,2
136	EE-2	Lighting	W146776	135, 136, 152, 216, 1013,	106, 135,	No		Energized, Room Meets Criteria 1
136	B-10	Receptacle	Walk Down of Building		104, 135, 136, 137, 140, 1002,	No		Energized, Room Meets Criteria 1
136	B-10	Receptacle	Panel Schedule		104, 135, 136, 137, 140, 1002,	No		Energized, Room Meets Criteria 1
136	B-10	Receptacle	W146776		104, 135, 136, 137, 140, 1002,	No		Energized, Room Meets Criteria 1

Criteria

1. Electrical power is needed to comply with Life Safety requirements for the occupancy (i.e. egress path, travel distance, etc.).
2. Electrical power is needed to perform surveillance and maintenance activities will not be de-energized. This includes routine travel path to conduct shift rounds.
3. Electrical power is needed to maintain proper HVAC in the building or room.
4. Removal of electrical power will create radiological protection issues.
5. Removal of electrical power will impact future deactivation activities.

Document Control Number: E-ESR-F-00061
Revision: 1

Building: 235-F
Date: 3/21/2013
Page: 65 of 191

ATTACHMENT C-Complete Summary of Circuits Evaluated

Room No.	Circuit Number	Circuit Type	Drawing Number	Non-Locked Rooms Lighting	Non-Locked Rooms Receptacle	Open Breaker Isolate?	Notes	Disposition and Criteria Met
137	EE-16	Lighting	W146776	137, 140,		No		Energized, Room Meets Criteria 1
137	B-10	Receptacle	Panel Schedule		104, 135, 136, 137, 140, 1002,	No		Energized, Room Meets Criteria 1
138							NO INFORMATION DOCUMENTED, WALK DOWN FOUND 1 LIGHT AND 2 RECEPTACLES	De-Energize
139	A-4	Lighting	W146775	126, 128,	126, 155, 117A,	No		De-Energize
139	A-4	Receptacle	W146775	126, 128,	126, 155, 117A,	No		De-Energize

Criteria

1. Electrical power is needed to comply with Life Safety requirements for the occupancy (i.e. egress path, travel distance, etc.).
2. Electrical power is needed to perform surveillance and maintenance activities will not be de-energized. This includes routine travel path to conduct shift rounds.
3. Electrical power is needed to maintain proper HVAC in the building or room.
4. Removal of electrical power will create radiological protection issues.
5. Removal of electrical power will impact future deactivation activities.

Document Control Number: E-ESR-F-00061
Revision: 1

Building: 235-F
Date: 3/21/2013
Page: 66 of 191

ATTACHMENT C-Complete Summary of Circuits Evaluated

Room No.	Circuit Number	Circuit Type	Drawing Number	Non-Locked Rooms Lighting	Non-Locked Rooms Receptacle	Open Breaker Isolate?	Notes	Disposition and Criteria Met
140	B-2	Lighting	Panel Schedule	104, 140, 149, 136A,	140, 136A,	No		Energized, Room Meets Criteria 1, 2
140	B-2	Lighting	W146776	104, 140, 149, 136A,	140, 136A,	No		Energized, Room Meets Criteria 1, 2
140	EE-16	Lighting	W146776	137, 140,		No		Energized, Room Meets Criteria 1, 2
140	B-10	Receptacle	Panel Schedule		104, 135, 136, 137, 140, 1002,	No		Energized, Room Meets Criteria 1, 2
140	B-2	Receptacle	W146776	104, 140, 149, 136A,	140, 136A,	No		Energized, Room Meets Criteria 1, 2
140	B-2	Receptacle	Walk Down of Building	104, 140, 149, 136A,	140, 136A,	No		Energized, Room Meets Criteria 1, 2

Criteria

1. Electrical power is needed to comply with Life Safety requirements for the occupancy (i.e. egress path, travel distance, etc.).
2. Electrical power is needed to perform surveillance and maintenance activities will not be de-energized. This includes routine travel path to conduct shift rounds.
3. Electrical power is needed to maintain proper HVAC in the building or room.
4. Removal of electrical power will create radiological protection issues.
5. Removal of electrical power will impact future deactivation activities.

Document Control Number: E-ESR-F-00061
Revision: 1

Building: 235-F
Date: 3/21/2013
Page: 67 of 191

ATTACHMENT C-Complete Summary of Circuits Evaluated

Room No.	Circuit Number	Circuit Type	Drawing Number	Non-Locked Rooms Lighting	Non-Locked Rooms Receptacle	Open Breaker Isolate?	Notes	Disposition and Criteria Met
140	J-1	Receptacle	E-DCF-F-02474		117A, 117B, 140,	No		Energized, Room Meets Criteria 1, 2
140	K-2	Receptacle	E-DCF-F-02544		131, 140, 145, 126,	No		Energized, Room Meets Criteria 1, 2
141	B-2	Lighting	W146776	104, 140, 149, 136A,	140, 136A,	No		De-Energize
141	B-2	Lighting	Walk Down of Building	104, 140, 149, 136A,	140, 136A,	No		De-Energize
141	B-10	Receptacle	W146776		104, 135, 136, 137, 140, 1002,	No		De-Energize
141	B-10	Receptacle	Walk Down of Building		104, 135, 136, 137, 140, 1002,	No		De-Energize

Criteria

1. Electrical power is needed to comply with Life Safety requirements for the occupancy (i.e. egress path, travel distance, etc.).
2. Electrical power is needed to perform surveillance and maintenance activities will not be de-energized. This includes routine travel path to conduct shift rounds.
3. Electrical power is needed to maintain proper HVAC in the building or room.
4. Removal of electrical power will create radiological protection issues.
5. Removal of electrical power will impact future deactivation activities.

Document Control Number: E-ESR-F-00061
Revision: 1

Building: 235-F
Date: 3/21/2013
Page: 68 of 191

ATTACHMENT C-Complete Summary of Circuits Evaluated

Room No.	Circuit Number	Circuit Type	Drawing Number	Non-Locked Rooms Lighting	Non-Locked Rooms Receptacle	Open Breaker Isolate?	Notes	Disposition and Criteria Met
141	EE-2	Receptacle	W146776	135, 136, 152, 216, 1013,	106, 135,	No		De-Energize
144	B-20	Lighting	W146776		1001,	No		De-Energize
144	B-10	Receptacle	Panel Schedule		104, 135, 136, 137, 140, 1002,	No		De-Energize
144	B-10	Receptacle	W146776		104, 135, 136, 137, 140, 1002,	No		De-Energize
145	B-12	Receptacle	Panel Schedule		145, 152,	No		Energized, Room Meets Criteria 1,2
145	K-2	Receptacle	E-DCF-F-02544		131, 140, 145, 126,	No		Energized, Room Meets Criteria 1,2

Criteria

1. Electrical power is needed to comply with Life Safety requirements for the occupancy (i.e. egress path, travel distance, etc.).
2. Electrical power is needed to perform surveillance and maintenance activities will not be de-energized. This includes routine travel path to conduct shift rounds.
3. Electrical power is needed to maintain proper HVAC in the building or room.
4. Removal of electrical power will create radiological protection issues.
5. Removal of electrical power will impact future deactivation activities.

Document Control Number: E-ESR-F-00061
Revision: 1

Building: 235-F
Date: 3/21/2013
Page: 69 of 191

ATTACHMENT C-Complete Summary of Circuits Evaluated

Room No.	Circuit Number	Circuit Type	Drawing Number	Non-Locked Rooms Lighting	Non-Locked Rooms Receptacle	Open Breaker Isolate?	Notes	Disposition and Criteria Met
145	K-2	Receptacle	Walk Down of Building		131, 140, 145, 126,	No		Energized, Room Meets Criteria 1,2
148	B-4	Lighting	W146776	149, 152,		No		Energized, Room Meets Criteria 2
148	B-4	Lighting	Walk Down of Building	149, 152,		No		Energized, Room Meets Criteria 2
148	J-4	Receptacle	Walk Down of Building		149,	No		Energized, Room Meets Criteria 2
148	PNIA-1	Receptacle	Walk Down of Building			No		Energized, Room Meets Criteria 2
148	PNIA-14	Receptacle	Walk Down of Building			No		Energized, Room Meets Criteria 2
148	PNIA-6	Receptacle	Walk Down of Building			No		Energized, Room Meets Criteria 2

Criteria

1. Electrical power is needed to comply with Life Safety requirements for the occupancy (i.e. egress path, travel distance, etc.).
2. Electrical power is needed to perform surveillance and maintenance activities will not be de-energized. This includes routine travel path to conduct shift rounds.
3. Electrical power is needed to maintain proper HVAC in the building or room.
4. Removal of electrical power will create radiological protection issues.
5. Removal of electrical power will impact future deactivation activities.

Document Control Number: E-ESR-F-00061
Revision: 1

Building: 235-F
Date: 3/21/2013
Page: 70 of 191

ATTACHMENT C-Complete Summary of Circuits Evaluated

Room No.	Circuit Number	Circuit Type	Drawing Number	Non-Locked Rooms Lighting	Non-Locked Rooms Receptacle	Open Breaker Isolate?	Notes	Disposition and Criteria Met
149	B-2	Lighting	Panel Schedule	104, 140, 149, 136A,	140, 136A,	No	Combined with room 148	One Light will remain energized, criteria 2
149	B-2	Lighting	W146776	104, 140, 149, 136A,	140, 136A,	No	Combined with room 148	De-Energize
149	B-4	Lighting	W146776	149, 152,		No	Combined with room 148	De-Energize
149	J-4	Receptacle	E-DCF-F-02474		149,	No	Combined with room 148	De-Energize
150	B-4	Lighting	Panel Schedule	149, 152,		No		De-Energize
150	B-4	Lighting	W146776	149, 152,		No		De-Energize
150	B-1	Receptacle	W146776	1002,		No		De-Energize

Criteria

1. Electrical power is needed to comply with Life Safety requirements for the occupancy (i.e. egress path, travel distance, etc.).
2. Electrical power is needed to perform surveillance and maintenance activities will not be de-energized. This includes routine travel path to conduct shift rounds.
3. Electrical power is needed to maintain proper HVAC in the building or room.
4. Removal of electrical power will create radiological protection issues.
5. Removal of electrical power will impact future deactivation activities.

Document Control Number: E-ESR-F-00061
Revision: 1

Building: 235-F
Date: 3/21/2013
Page: 71 of 191

ATTACHMENT C-Complete Summary of Circuits Evaluated

Room No.	Circuit Number	Circuit Type	Drawing Number	Non-Locked Rooms Lighting	Non-Locked Rooms Receptacle	Open Breaker Isolate?	Notes	Disposition and Criteria Met
151	B-4	Lighting	Panel Schedule	149, 152,		No		De-Energize
151	B-4	Lighting	W146776	149, 152,		No		De-Energize
151	EE-2	Lighting	W146776	135, 136, 152, 216, 1013,	106, 135,	No		De-Energize
151	B-12	Receptacle	W146776		145, 152,	No		De-Energize
152	B-4	Lighting	Panel Schedule	149, 152,		No		Energized, Room Meets Criteria 1,2
152	B-4	Lighting	W146776	149, 152,		No		Energized, Room Meets Criteria 1,2
152	EE-2	Lighting	W146776	135, 136, 152, 216, 1013,	106, 135,	No		Energized, Room Meets Criteria 1,2

Criteria

1. Electrical power is needed to comply with Life Safety requirements for the occupancy (i.e. egress path, travel distance, etc.).
2. Electrical power is needed to perform surveillance and maintenance activities will not be de-energized. This includes routine travel path to conduct shift rounds.
3. Electrical power is needed to maintain proper HVAC in the building or room.
4. Removal of electrical power will create radiological protection issues.
5. Removal of electrical power will impact future deactivation activities.

Document Control Number: E-ESR-F-00061
Revision: 1

Building: 235-F
Date: 3/21/2013
Page: 72 of 191

ATTACHMENT C-Complete Summary of Circuits Evaluated

Room No.	Circuit Number	Circuit Type	Drawing Number	Non-Locked Rooms Lighting	Non-Locked Rooms Receptacle	Open Breaker Isolate?	Notes	Disposition and Criteria Met
152	B-12	Receptacle	Panel Schedule		145, 152,	No		Energized, Room Meets Criteria 1,2
152	B-12	Receptacle	W146776		145, 152,	No		Energized, Room Meets Criteria 1,2
152	B-12	Receptacle	Walk Down of Building		145, 152,	No		Energized, Room Meets Criteria 1,2
153	A-23	Lighting	Walk Down of Building	105,	105, 108, 116, 118,	No	Lights in Glove Boxes	Energized, Room Meets Criteria 2, 4
153	A-9	Lighting	W146776	106,		No		Energized, Room Meets Criteria 2, 4
153	B-6	Lighting	Panel Schedule	156,	Stair 4,	No	Admin	Energized, Room Meets Criteria 2, 4
153	B-6	Lighting	W146776	156,	Stair 4,	No		Energized, Room Meets Criteria 2, 4

Criteria

1. Electrical power is needed to comply with Life Safety requirements for the occupancy (i.e. egress path, travel distance, etc.).
2. Electrical power is needed to perform surveillance and maintenance activities will not be de-energized. This includes routine travel path to conduct shift rounds.
3. Electrical power is needed to maintain proper HVAC in the building or room.
4. Removal of electrical power will create radiological protection issues.
5. Removal of electrical power will impact future deactivation activities.

Document Control Number: E-ESR-F-00061
Revision: 1

Building: 235-F
Date: 3/21/2013
Page: 73 of 191

ATTACHMENT C-Complete Summary of Circuits Evaluated

Room No.	Circuit Number	Circuit Type	Drawing Number	Non-Locked Rooms Lighting	Non-Locked Rooms Receptacle	Open Breaker Isolate?	Notes	Disposition and Criteria Met
153	EE-16	Lighting	W146776	137, 140,		No		Energized, Room Meets Criteria 2, 4
153	A-13	Receptacle	Walk Down of Building	106,		No		Energized, Room Meets Criteria 2, 4
153	A-14	Receptacle	Walk Down of Building			No		Energized, Room Meets Criteria 2, 4
153	A-18	Receptacle	Walk Down of Building		112, 116,	No		Energized, Room Meets Criteria 2, 4
153	A-21	Receptacle	Walk Down of Building		122, 124,	No		Energized, Room Meets Criteria 2, 4
153	A-4	Receptacle	Walk Down of Building	126, 128,	126, 155, 117A,	No	Emergency Light	Energized, Room Meets Criteria 2, 4
153	B-14	Receptacle	Panel Schedule		156, 1013,	No		Energized, Room Meets Criteria 2, 4

Criteria

1. Electrical power is needed to comply with Life Safety requirements for the occupancy (i.e. egress path, travel distance, etc.).
2. Electrical power is needed to perform surveillance and maintenance activities will not be de-energized. This includes routine travel path to conduct shift rounds.
3. Electrical power is needed to maintain proper HVAC in the building or room.
4. Removal of electrical power will create radiological protection issues.
5. Removal of electrical power will impact future deactivation activities.

Document Control Number: E-ESR-F-00061
Revision: 1

Building: 235-F
Date: 3/21/2013
Page: 74 of 191

ATTACHMENT C-Complete Summary of Circuits Evaluated

Room No.	Circuit Number	Circuit Type	Drawing Number	Non-Locked Rooms Lighting	Non-Locked Rooms Receptacle	Open Breaker Isolate?	Notes	Disposition and Criteria Met
153	EE-4	Receptacle	Walk Down of Building	156, 157, 216, 1013, Stair 3,	106, 157,	No	CAM	Energized, Room Meets Criteria 2, 4
154	A-1	Lighting	W146776	118, 122, 117B, Stair 4,	118, 117B,	No		Energized, Room Meets Criteria 1, 2, 4
154	A-5	Lighting	W146776	117, 122, 124, 117A,	122,	No		Energized, Room Meets Criteria 1, 2, 4
154	EE-16	Lighting	W146776	137, 140,		No		Energized, Room Meets Criteria 1, 2, 4
154	A-13	Receptacle	W146776	106,		No		Energized, Room Meets Criteria 1, 2, 4
154	A-13	Receptacle	Walk Down of Building	106,		No		Energized, Room Meets Criteria 1, 2, 4
154	A-14	Receptacle	Walk Down of Building			No		Energized, Room Meets Criteria 1, 2, 4

Criteria

1. Electrical power is needed to comply with Life Safety requirements for the occupancy (i.e. egress path, travel distance, etc.).
2. Electrical power is needed to perform surveillance and maintenance activities will not be de-energized. This includes routine travel path to conduct shift rounds.
3. Electrical power is needed to maintain proper HVAC in the building or room.
4. Removal of electrical power will create radiological protection issues.
5. Removal of electrical power will impact future deactivation activities.

Document Control Number: E-ESR-F-00061
Revision: 1

Building: 235-F
Date: 3/21/2013
Page: 75 of 191

ATTACHMENT C-Complete Summary of Circuits Evaluated

Room No.	Circuit Number	Circuit Type	Drawing Number	Non-Locked Rooms Lighting	Non-Locked Rooms Receptacle	Open Breaker Isolate?	Notes	Disposition and Criteria Met
154	A-15	Receptacle	W146776			No		Energized, Room Meets Criteria 1, 2, 4
154	A-15	Receptacle	Walk Down of Building			No		Energized, Room Meets Criteria 1, 2, 4
154	A-16	Receptacle	W146776	107, 107F,		No		Energized, Room Meets Criteria 1, 2, 4
154	A-16	Receptacle	Walk Down of Building	107, 107F,		No		Energized, Room Meets Criteria 1, 2, 4
154	A-17	Receptacle	W146776	116,		No		Energized, Room Meets Criteria 1, 2, 4
154	A-17	Receptacle	Walk Down of Building	116,		No		Energized, Room Meets Criteria 1, 2, 4
154	A-18	Receptacle	W146776		112, 116,	No		Energized, Room Meets Criteria 1, 2, 4

Criteria

1. Electrical power is needed to comply with Life Safety requirements for the occupancy (i.e. egress path, travel distance, etc.).
2. Electrical power is needed to perform surveillance and maintenance activities will not be de-energized. This includes routine travel path to conduct shift rounds.
3. Electrical power is needed to maintain proper HVAC in the building or room.
4. Removal of electrical power will create radiological protection issues.
5. Removal of electrical power will impact future deactivation activities.

Document Control Number: E-ESR-F-00061
Revision: 1

Building: 235-F
Date: 3/21/2013
Page: 76 of 191

ATTACHMENT C-Complete Summary of Circuits Evaluated

Room No.	Circuit Number	Circuit Type	Drawing Number	Non-Locked Rooms Lighting	Non-Locked Rooms Receptacle	Open Breaker Isolate?	Notes	Disposition and Criteria Met
154	A-18	Receptacle	Walk Down of Building		112, 116,	No		Energized, Room Meets Criteria 1, 2, 4
154	A-19	Receptacle	W146776		112, 116,	No		Energized, Room Meets Criteria 1, 2, 4
154	A-20	Receptacle	Walk Down of Building		106, 107, 107F,	No		Energized, Room Meets Criteria 1, 2, 4
154	A-21	Receptacle	Walk Down of Building		122, 124,	No		Energized, Room Meets Criteria 1, 2, 4
154	A-22	Receptacle	W146776		122, 124,	No		Energized, Room Meets Criteria 1, 2, 4
154	A-22	Receptacle	Walk Down of Building		122, 124,	No		Energized, Room Meets Criteria 1, 2, 4
154	A-23	Receptacle	W146776	105,	105, 108, 116, 118,	No		Energized, Room Meets Criteria 1, 2, 4

Criteria

1. Electrical power is needed to comply with Life Safety requirements for the occupancy (i.e. egress path, travel distance, etc.).
2. Electrical power is needed to perform surveillance and maintenance activities will not be de-energized. This includes routine travel path to conduct shift rounds.
3. Electrical power is needed to maintain proper HVAC in the building or room.
4. Removal of electrical power will create radiological protection issues.
5. Removal of electrical power will impact future deactivation activities.

Document Control Number: E-ESR-F-00061
Revision: 1

Building: 235-F
Date: 3/21/2013
Page: 77 of 191

ATTACHMENT C-Complete Summary of Circuits Evaluated

Room No.	Circuit Number	Circuit Type	Drawing Number	Non-Locked Rooms Lighting	Non-Locked Rooms Receptacle	Open Breaker Isolate?	Notes	Disposition and Criteria Met
154	A-23	Receptacle	Walk Down of Building	105,	105, 108, 116, 118,	No		Energized, Room Meets Criteria 1, 2, 4
154	A-24	Receptacle	Walk Down of Building			No		Energized, Room Meets Criteria 1, 2, 4
154	A-3	Receptacle	W146776			No		Energized, Room Meets Criteria 1, 2, 4
154	A-4	Receptacle	W146776	126, 128,	126, 155, 117A,	No		Energized, Room Meets Criteria 1, 2, 4
154	A-5	Receptacle	Walk Down of Building	117, 122, 124, 117A,	122,	No		Energized, Room Meets Criteria 1, 2, 4
154	CKT 28	Receptacle	Walk Down of Building			No		Energized, Room Meets Criteria 1, 2, 4
154	CKT 3	Receptacle	Walk Down of Building			No	CAM	Energized, Room Meets Criteria 1, 2, 4

Criteria

1. Electrical power is needed to comply with Life Safety requirements for the occupancy (i.e. egress path, travel distance, etc.).
2. Electrical power is needed to perform surveillance and maintenance activities will not be de-energized. This includes routine travel path to conduct shift rounds.
3. Electrical power is needed to maintain proper HVAC in the building or room.
4. Removal of electrical power will create radiological protection issues.
5. Removal of electrical power will impact future deactivation activities.

Document Control Number: E-ESR-F-00061
Revision: 1

Building: 235-F
Date: 3/21/2013
Page: 78 of 191

ATTACHMENT C-Complete Summary of Circuits Evaluated

Room No.	Circuit Number	Circuit Type	Drawing Number	Non-Locked Rooms Lighting	Non-Locked Rooms Receptacle	Open Breaker Isolate?	Notes	Disposition and Criteria Met
154	CKT 6	Receptacle	Walk Down of Building			No		Energized, Room Meets Criteria 1, 2, 4
154	EE-4	Receptacle	Walk Down of Building	156, 157, 216, 1013, Stair 3,	106, 157,	No		Energized, Room Meets Criteria 1, 2, 4
156	B-6	Lighting	Panel Schedule	156,	Stair 4,	No	Admin	Energized, Room Meets Criteria 1,2
156	B-6	Lighting	W146776	156,	Stair 4,	No		Energized, Room Meets Criteria 1,2
156	EE-4	Lighting	W146776	156, 157, 216, 1013, Stair 3,	106, 157,	No		Energized, Room Meets Criteria 1,2
156	B-14	Receptacle	W146776		156, 1013,	No		Energized, Room Meets Criteria 1,2
156	B-14	Receptacle	Walk Down of Building		156, 1013,	No		Energized, Room Meets Criteria 1,2

Criteria

1. Electrical power is needed to comply with Life Safety requirements for the occupancy (i.e. egress path, travel distance, etc.).
2. Electrical power is needed to perform surveillance and maintenance activities will not be de-energized. This includes routine travel path to conduct shift rounds.
3. Electrical power is needed to maintain proper HVAC in the building or room.
4. Removal of electrical power will create radiological protection issues.
5. Removal of electrical power will impact future deactivation activities.

Document Control Number: E-ESR-F-00061
Revision: 1

Building: 235-F
Date: 3/21/2013
Page: 79 of 191

ATTACHMENT C-Complete Summary of Circuits Evaluated

Room No.	Circuit Number	Circuit Type	Drawing Number	Non-Locked Rooms Lighting	Non-Locked Rooms Receptacle	Open Breaker Isolate?	Notes	Disposition and Criteria Met
156	EE-8	Receptacle	Walk Down of Building		106, 156, 157, 157B	No		Energized, Room Meets Criteria 1,2
157	EE-4	Lighting	W146776	156, 157, 216, 1013, Stair 3,	106, 157,	No		Energized, Room Meets Criteria 1,2
157	EE-4	Receptacle	W146776	156, 157, 216, 1013, Stair 3,	106, 157,	No		Energized, Room Meets Criteria 1,2
157	EE-8	Receptacle	Walk Down of Building		106, 156, 157, 157B	No		Energized, Room Meets Criteria 1,2
158	EE-9	Lighting	W146774	158, 1000,	106,	No		Energized, Room Meets Criteria 1
160	B-20	Lighting	Panel Schedule		1001,	No		De-Energize
160	B-20	Lighting	W146774		1001,	No		De-Energize

Criteria

1. Electrical power is needed to comply with Life Safety requirements for the occupancy (i.e. egress path, travel distance, etc.).
2. Electrical power is needed to perform surveillance and maintenance activities will not be de-energized. This includes routine travel path to conduct shift rounds.
3. Electrical power is needed to maintain proper HVAC in the building or room.
4. Removal of electrical power will create radiological protection issues.
5. Removal of electrical power will impact future deactivation activities.

Document Control Number: E-ESR-F-00061
Revision: 1

Building: 235-F
Date: 3/21/2013
Page: 80 of 191

ATTACHMENT C-Complete Summary of Circuits Evaluated

Room No.	Circuit Number	Circuit Type	Drawing Number	Non-Locked Rooms Lighting	Non-Locked Rooms Receptacle	Open Breaker Isolate?	Notes	Disposition and Criteria Met
160	B-3	Lighting	Panel Schedule			No		De-Energize
160	EE-9	Lighting	W146774	158, 1000,	106,	No		De-Energize
160	B-19	Receptacle	Panel Schedule		106, 1003, 1004,	No		De-Energize
160	J-10	Receptacle	Panel Schedule			No		De-Energize
160	J-11	Receptacle	Panel Schedule			No		De-Energize
160	J-12	Receptacle	Panel Schedule			No		De-Energize
160	J-13	Receptacle	Panel Schedule			No		De-Energize
160	J-14	Receptacle	Panel Schedule			No		De-Energize

Criteria

1. Electrical power is needed to comply with Life Safety requirements for the occupancy (i.e. egress path, travel distance, etc.).
2. Electrical power is needed to perform surveillance and maintenance activities will not be de-energized. This includes routine travel path to conduct shift rounds.
3. Electrical power is needed to maintain proper HVAC in the building or room.
4. Removal of electrical power will create radiological protection issues.
5. Removal of electrical power will impact future deactivation activities.

Document Control Number: E-ESR-F-00061
Revision: 1

Building: 235-F
Date: 3/21/2013
Page: 81 of 191

ATTACHMENT C-Complete Summary of Circuits Evaluated

Room No.	Circuit Number	Circuit Type	Drawing Number	Non-Locked Rooms Lighting	Non-Locked Rooms Receptacle	Open Breaker Isolate?	Notes	Disposition and Criteria Met
160	J-15	Receptacle	Panel Schedule			No		De-Energize
160	J-5	Receptacle	Panel Schedule			No		De-Energize
160	J-9	Receptacle	Panel Schedule			No		De-Energize
162	AA-1	Lighting	W146774	162A,		No		De-Energize
162	AA-12	Lighting	W146774		162B,	No		De-Energize
162	AA-3	Lighting	W146774	162A,		No		De-Energize
162	AA-4	Lighting	W146774	162B,		No		De-Energize
162	AA-5	Lighting	E-DCF-F-02474	162C,		No		De-Energize

Criteria

1. Electrical power is needed to comply with Life Safety requirements for the occupancy (i.e. egress path, travel distance, etc.).
2. Electrical power is needed to perform surveillance and maintenance activities will not be de-energized. This includes routine travel path to conduct shift rounds.
3. Electrical power is needed to maintain proper HVAC in the building or room.
4. Removal of electrical power will create radiological protection issues.
5. Removal of electrical power will impact future deactivation activities.

Document Control Number: E-ESR-F-00061
Revision: 1

Building: 235-F
Date: 3/21/2013
Page: 82 of 191

ATTACHMENT C-Complete Summary of Circuits Evaluated

Room No.	Circuit Number	Circuit Type	Drawing Number	Non-Locked Rooms Lighting	Non-Locked Rooms Receptacle	Open Breaker Isolate?	Notes	Disposition and Criteria Met
162	AA-7	Lighting	E-DCP-F-01334			No	EMERGENCY	De-Energize
162	B-20	Lighting	Panel Schedule		1001,	No		De-Energize
162	B-3	Lighting	Panel Schedule			No		De-Energize
162	EE-16	Lighting	W146774	137, 140,		No		De-Energize
162	AA-11	Receptacle	W146774			No		De-Energize
162	AA-11	Receptacle	Walk Down of Building			No		De-Energize
162	AA-12	Receptacle	W146774		162B,	No		De-Energize

Criteria

1. Electrical power is needed to comply with Life Safety requirements for the occupancy (i.e. egress path, travel distance, etc.).
2. Electrical power is needed to perform surveillance and maintenance activities will not be de-energized. This includes routine travel path to conduct shift rounds.
3. Electrical power is needed to maintain proper HVAC in the building or room.
4. Removal of electrical power will create radiological protection issues.
5. Removal of electrical power will impact future deactivation activities.

Document Control Number: E-ESR-F-00061
Revision: 1

Building: 235-F
Date: 3/21/2013
Page: 83 of 191

ATTACHMENT C-Complete Summary of Circuits Evaluated

Room No.	Circuit Number	Circuit Type	Drawing Number	Non-Locked Rooms Lighting	Non-Locked Rooms Receptacle	Open Breaker Isolate?	Notes	Disposition and Criteria Met
162	AA-12	Receptacle	Walk Down of Building		162B,	No		De-Energize
162	AA-13	Receptacle	W146774			No		De-Energize
162	AA-13	Receptacle	Walk Down of Building			No		De-Energize
162	AA-15	Receptacle	Walk Down of Building			No		De-Energize
162	AA-17	Receptacle	Walk Down of Building			No		De-Energize
162	AA-19	Receptacle	W146774			No		De-Energize
162	AA-2	Receptacle	W146774	162B,		No		De-Energize

Criteria

1. Electrical power is needed to comply with Life Safety requirements for the occupancy (i.e. egress path, travel distance, etc.).
2. Electrical power is needed to perform surveillance and maintenance activities will not be de-energized. This includes routine travel path to conduct shift rounds.
3. Electrical power is needed to maintain proper HVAC in the building or room.
4. Removal of electrical power will create radiological protection issues.
5. Removal of electrical power will impact future deactivation activities.

Document Control Number: E-ESR-F-00061
Revision: 1

Building: 235-F
Date: 3/21/2013
Page: 84 of 191

ATTACHMENT C-Complete Summary of Circuits Evaluated

Room No.	Circuit Number	Circuit Type	Drawing Number	Non-Locked Rooms Lighting	Non-Locked Rooms Receptacle	Open Breaker Isolate?	Notes	Disposition and Criteria Met
162	AA-20	Receptacle	Walk Down of Building		162A	No		De-Energize
162	AA-21	Receptacle	W146774			No		De-Energize
162	AA-21	Receptacle	Walk Down of Building			No		De-Energize
162	AA-23	Receptacle	W146774			No		De-Energize
162	AA-23	Receptacle	Walk Down of Building			No		De-Energize
162	AA-25	Receptacle	W146774			No		De-Energize
162	AA-4	Receptacle	W146774	162B,		No		De-Energize

Criteria

1. Electrical power is needed to comply with Life Safety requirements for the occupancy (i.e. egress path, travel distance, etc.).
2. Electrical power is needed to perform surveillance and maintenance activities will not be de-energized. This includes routine travel path to conduct shift rounds.
3. Electrical power is needed to maintain proper HVAC in the building or room.
4. Removal of electrical power will create radiological protection issues.
5. Removal of electrical power will impact future deactivation activities.

Document Control Number: E-ESR-F-00061
Revision: 1

Building: 235-F
Date: 3/21/2013
Page: 85 of 191

ATTACHMENT C-Complete Summary of Circuits Evaluated

Room No.	Circuit Number	Circuit Type	Drawing Number	Non-Locked Rooms Lighting	Non-Locked Rooms Receptacle	Open Breaker Isolate?	Notes	Disposition and Criteria Met
162	AA-6	Receptacle	W146774		162A,	No		De-Energize
162	AA-9	Receptacle	W146774		162C,	No		De-Energize
162	B-19	Receptacle	Panel Schedule		106, 1003, 1004,	No		De-Energize
162	B-22	Receptacle	Panel Schedule			No		De-Energize
162	J-15	Receptacle	Panel Schedule			No		De-Energize
162	K-1	Receptacle	E-DCF-F-02544			No		De-Energize
162	K-2	Receptacle	Panel Schedule		131, 140, 145, 126,	No		De-Energize

Criteria

1. Electrical power is needed to comply with Life Safety requirements for the occupancy (i.e. egress path, travel distance, etc.).
2. Electrical power is needed to perform surveillance and maintenance activities will not be de-energized. This includes routine travel path to conduct shift rounds.
3. Electrical power is needed to maintain proper HVAC in the building or room.
4. Removal of electrical power will create radiological protection issues.
5. Removal of electrical power will impact future deactivation activities.

Document Control Number: E-ESR-F-00061
Revision: 1

Building: 235-F
Date: 3/21/2013
Page: 86 of 191

ATTACHMENT C-Complete Summary of Circuits Evaluated

Room No.	Circuit Number	Circuit Type	Drawing Number	Non-Locked Rooms Lighting	Non-Locked Rooms Receptacle	Open Breaker Isolate?	Notes	Disposition and Criteria Met
163	EE-16	Lighting	W146774	137, 140,		No		De-Energize
163	AA-5	Receptacle	W146774	162C,		No		De-Energize
164	AA-40	Lighting	Walk Down of Building			No		De-Energize
164	AA-5	Lighting	W146774	162C,		No		De-Energize
164	AA-5	Lighting	Walk Down of Building	162C,		No		De-Energize
164	AA-40	Receptacle	W146774			No		De-Energize
164	AA-42	Receptacle	W146774			No		De-Energize

Criteria

1. Electrical power is needed to comply with Life Safety requirements for the occupancy (i.e. egress path, travel distance, etc.).
2. Electrical power is needed to perform surveillance and maintenance activities will not be de-energized. This includes routine travel path to conduct shift rounds.
3. Electrical power is needed to maintain proper HVAC in the building or room.
4. Removal of electrical power will create radiological protection issues.
5. Removal of electrical power will impact future deactivation activities.

Document Control Number: E-ESR-F-00061
Revision: 1

Building: 235-F
Date: 3/21/2013
Page: 87 of 191

ATTACHMENT C-Complete Summary of Circuits Evaluated

Room No.	Circuit Number	Circuit Type	Drawing Number	Non-Locked Rooms Lighting	Non-Locked Rooms Receptacle	Open Breaker Isolate?	Notes	Disposition and Criteria Met
164	AA-42	Receptacle	Walk Down of Building			No		De-Energize
164	AA-7	Receptacle	W146774			No		De-Energize
164	AA-7	Receptacle	Walk Down of Building			No		De-Energize
164	AA-9	Receptacle	W146774		162C,	No		De-Energize
164	AA-9	Receptacle	Walk Down of Building		162C,	No		De-Energize
165	B-6	Lighting	Panel Schedule	156,	Stair 4,	No		De-Energize
165	EE-9	Lighting	W146774	158, 1000,	106,	No		De-Energize

Criteria

1. Electrical power is needed to comply with Life Safety requirements for the occupancy (i.e. egress path, travel distance, etc.).
2. Electrical power is needed to perform surveillance and maintenance activities will not be de-energized. This includes routine travel path to conduct shift rounds.
3. Electrical power is needed to maintain proper HVAC in the building or room.
4. Removal of electrical power will create radiological protection issues.
5. Removal of electrical power will impact future deactivation activities.

Document Control Number: E-ESR-F-00061
Revision: 1

Building: 235-F
Date: 3/21/2013
Page: 88 of 191

ATTACHMENT C-Complete Summary of Circuits Evaluated

Room No.	Circuit Number	Circuit Type	Drawing Number	Non-Locked Rooms Lighting	Non-Locked Rooms Receptacle	Open Breaker Isolate?	Notes	Disposition and Criteria Met
165	J-5	Receptacle	Walk Down of Building			No		De-Energize
201	C-2	Lighting	Panel Schedule	201, 208,		No		Energized, Room Meets Criteria 1, 2
201	C-5	Lighting	Panel Schedule	201, 202, 205, 202A,	202,	No		Energized, Room Meets Criteria 1, 2
201	K-5	Receptacle	E-DCF-F-02544	Stair 5,	201, 2000, 2005, 2007, 2013,	No		Energized, Room Meets Criteria 1, 2
202	C-5	Lighting	Panel Schedule	201, 202, 205, 202A,	202,	No		Energized, Room Meets Criteria 1, 2, 3, 5
202	C-5	Lighting	W146857	201, 202, 205, 202A,	202,	No		Energized, Room Meets Criteria 1, 2, 3, 5

Criteria

1. Electrical power is needed to comply with Life Safety requirements for the occupancy (i.e. egress path, travel distance, etc.).
2. Electrical power is needed to perform surveillance and maintenance activities will not be de-energized. This includes routine travel path to conduct shift rounds.
3. Electrical power is needed to maintain proper HVAC in the building or room.
4. Removal of electrical power will create radiological protection issues.
5. Removal of electrical power will impact future deactivation activities.

Document Control Number: E-ESR-F-00061
Revision: 1

Building: 235-F
Date: 3/21/2013
Page: 89 of 191

ATTACHMENT C-Complete Summary of Circuits Evaluated

Room No.	Circuit Number	Circuit Type	Drawing Number	Non-Locked Rooms Lighting	Non-Locked Rooms Receptacle	Open Breaker Isolate?	Notes	Disposition and Criteria Met
202	C-5	Lighting	Walk Down of Building	201, 202, 205, 202A,	202,	No		Energized, Room Meets Criteria 1, 2, 3, 5
202	E-6	Lighting	E-DCF-F-02474	202, 209, 2007, 202A,		No		Energized, Room Meets Criteria 1, 2, 3, 5
202	E-6	Lighting	M-DCF-F-03821	202, 209, 2007, 202A,		No		Energized, Room Meets Criteria 1, 2, 3, 5
202	E-6	Lighting	W146857	202, 209, 2007, 202A,		No		Energized, Room Meets Criteria 1, 2, 3, 5
202	C-15	Receptacle	Panel Schedule		202, 208,	No		Energized, Room Meets Criteria 1, 2, 3, 5
202	C-15	Receptacle	Walk Down of Building		202, 208,	No		Energized, Room Meets Criteria 1, 2, 3, 5
202	C-17	Receptacle	Panel Schedule	2007,	202, 2007,	No		Energized, Room Meets Criteria 1, 2, 3, 5

Criteria

1. Electrical power is needed to comply with Life Safety requirements for the occupancy (i.e. egress path, travel distance, etc.).
2. Electrical power is needed to perform surveillance and maintenance activities will not be de-energized. This includes routine travel path to conduct shift rounds.
3. Electrical power is needed to maintain proper HVAC in the building or room.
4. Removal of electrical power will create radiological protection issues.
5. Removal of electrical power will impact future deactivation activities.

Document Control Number: E-ESR-F-00061
Revision: 1

Building: 235-F
Date: 3/21/2013
Page: 90 of 191

ATTACHMENT C-Complete Summary of Circuits Evaluated

Room No.	Circuit Number	Circuit Type	Drawing Number	Non-Locked Rooms Lighting	Non-Locked Rooms Receptacle	Open Breaker Isolate?	Notes	Disposition and Criteria Met
202	C-17	Receptacle	W146857	2007,	202, 2007,	No		Energized, Room Meets Criteria 1, 2, 3, 5
202	C-5	Receptacle	Walk Down of Building	201, 202, 205, 202A,	202,	No		Energized, Room Meets Criteria 1, 2, 3, 5
203	C-5	Lighting	Walk Down of Building	201, 202, 205, 202A,	202,	No		Energized, Room Meets Criteria 1, 2
204	C-4	Lighting	W146857	2007,		No		De-Energize
204	C-6	Lighting	W146857	2007,		No		De-Energize
204	C-8	Lighting	W146857	2007,		No		De-Energize
204	E-3	Lighting	W146857	235, 236,	2000, 2001, 2002, 2007, 2012, 2013,	No		De-Energize

Criteria

1. Electrical power is needed to comply with Life Safety requirements for the occupancy (i.e. egress path, travel distance, etc.).
2. Electrical power is needed to perform surveillance and maintenance activities will not be de-energized. This includes routine travel path to conduct shift rounds.
3. Electrical power is needed to maintain proper HVAC in the building or room.
4. Removal of electrical power will create radiological protection issues.
5. Removal of electrical power will impact future deactivation activities.

Document Control Number: E-ESR-F-00061
Revision: 1

Building: 235-F
Date: 3/21/2013
Page: 91 of 191

ATTACHMENT C-Complete Summary of Circuits Evaluated

Room No.	Circuit Number	Circuit Type	Drawing Number	Non-Locked Rooms Lighting	Non-Locked Rooms Receptacle	Open Breaker Isolate?	Notes	Disposition and Criteria Met
204	EPP-7	Lighting	J-DCF-F-02003		2007,	No	Cam Receptacles Outside Vault	De-Energize
204	C-17	Receptacle	W146857	2007,	202, 2007,	No		De-Energize
204	C-17	Receptacle	Walk Down of Building	2007,	202, 2007,	No		De-Energize
204	E-2	Receptacle	W146857	235, 236,	2000, 2001, 2002, 2007, 2012, 2013,	No		De-Energize
204	EPP-7	Receptacle	E-DCF-F-01020		2007,	No		De-Energize
204	K-5	Receptacle	E-DCF-F-02544	Stair 5,	201, 2000, 2005, 2007, 2013,	No	Vault Cam and Gamma Monitor	De-Energize

Criteria

1. Electrical power is needed to comply with Life Safety requirements for the occupancy (i.e. egress path, travel distance, etc.).
2. Electrical power is needed to perform surveillance and maintenance activities will not be de-energized. This includes routine travel path to conduct shift rounds.
3. Electrical power is needed to maintain proper HVAC in the building or room.
4. Removal of electrical power will create radiological protection issues.
5. Removal of electrical power will impact future deactivation activities.

Document Control Number: E-ESR-F-00061
Revision: 1

Building: 235-F
Date: 3/21/2013
Page: 92 of 191

ATTACHMENT C-Complete Summary of Circuits Evaluated

Room No.	Circuit Number	Circuit Type	Drawing Number	Non-Locked Rooms Lighting	Non-Locked Rooms Receptacle	Open Breaker Isolate?	Notes	Disposition and Criteria Met
204	K-5	Receptacle	Walk Down of Building	Stair 5,	201, 2000, 2005, 2007, 2013,	No	Emergency Light	De-Energize
204	K-8	Receptacle	Walk Down of Building		207, 202A, 207A	No		De-Energize
205	C-5	Lighting	Panel Schedule	201, 202, 205, 202A,	202,	No		Energized, Room Meets Criteria 1, 2
205	C-5	Lighting	W146857	201, 202, 205, 202A,	202,	No		Energized, Room Meets Criteria 1, 2
206	C-1	Lighting	Panel Schedule	207,		No		Energized, Room Meets Criteria 2
206	C-13	Lighting	Panel Schedule			Yes		Energized, Room Meets Criteria 2

Criteria

1. Electrical power is needed to comply with Life Safety requirements for the occupancy (i.e. egress path, travel distance, etc.).
2. Electrical power is needed to perform surveillance and maintenance activities will not be de-energized. This includes routine travel path to conduct shift rounds.
3. Electrical power is needed to maintain proper HVAC in the building or room.
4. Removal of electrical power will create radiological protection issues.
5. Removal of electrical power will impact future deactivation activities.

Document Control Number: E-ESR-F-00061
Revision: 1

Building: 235-F
Date: 3/21/2013
Page: 93 of 191

ATTACHMENT C-Complete Summary of Circuits Evaluated

Room No.	Circuit Number	Circuit Type	Drawing Number	Non-Locked Rooms Lighting	Non-Locked Rooms Receptacle	Open Breaker Isolate?	Notes	Disposition and Criteria Met
206	E-1	Lighting	E-DCF-F-02474	207, 216, Stair 2,	208,	No		Energized, Room Meets Criteria 2
206	E-1	Lighting	M-DCF-F-03821	207, 216, Stair 2,	208,	No		Energized, Room Meets Criteria 2
206	C-24	Receptacle	Walk Down of Building		206	No		Energized, Room Meets Criteria 2
206	K-8	Receptacle	Walk Down of Building		207, 202A, 207A	No		Energized, Room Meets Criteria 2
207	C-1	Lighting	Panel Schedule	207,		No		Energized, Room Meets Criteria 1, 2
207	C-9	Lighting	Walk Down of Building	207, 210		No		Energized, Room Meets Criteria 1, 2
207	E-1	Lighting	E-DCF-F-02474	207, 216, Stair 2,	208,	No		Energized, Room Meets Criteria 1, 2

Criteria

1. Electrical power is needed to comply with Life Safety requirements for the occupancy (i.e. egress path, travel distance, etc.).
2. Electrical power is needed to perform surveillance and maintenance activities will not be de-energized. This includes routine travel path to conduct shift rounds.
3. Electrical power is needed to maintain proper HVAC in the building or room.
4. Removal of electrical power will create radiological protection issues.
5. Removal of electrical power will impact future deactivation activities.

Document Control Number: E-ESR-F-00061
Revision: 1

Building: 235-F
Date: 3/21/2013
Page: 94 of 191

ATTACHMENT C-Complete Summary of Circuits Evaluated

Room No.	Circuit Number	Circuit Type	Drawing Number	Non-Locked Rooms Lighting	Non-Locked Rooms Receptacle	Open Breaker Isolate?	Notes	Disposition and Criteria Met
207	E-1	Lighting	M-DCF-F-03821	207, 216, Stair 2,	208,	No		Energized, Room Meets Criteria 1, 2
207	E-10	Lighting	E-DCF-F-02474	207, 216, Stair 2,	208,	No		Energized, Room Meets Criteria 1, 2
207	E-10	Lighting	M-DCF-F-03821	207, 216, Stair 2,	208,	No		Energized, Room Meets Criteria 1, 2
207	G-14	Receptacle	Walk Down of Building		207	No		Energized, Room Meets Criteria 1, 2
207	K-8	Receptacle	Walk Down of Building		207, 202A, 207A	No		Energized, Room Meets Criteria 1, 2
208	C-2	Lighting	Panel Schedule	201, 208,		No		Energized, Room Meets Criteria 2
208	C-15	Receptacle	Panel Schedule		202, 208,	No		Energized, Room Meets Criteria 2

Criteria

1. Electrical power is needed to comply with Life Safety requirements for the occupancy (i.e. egress path, travel distance, etc.).
2. Electrical power is needed to perform surveillance and maintenance activities will not be de-energized. This includes routine travel path to conduct shift rounds.
3. Electrical power is needed to maintain proper HVAC in the building or room.
4. Removal of electrical power will create radiological protection issues.
5. Removal of electrical power will impact future deactivation activities.

Document Control Number: E-ESR-F-00061
Revision: 1

Building: 235-F
Date: 3/21/2013
Page: 95 of 191

ATTACHMENT C-Complete Summary of Circuits Evaluated

Room No.	Circuit Number	Circuit Type	Drawing Number	Non-Locked Rooms Lighting	Non-Locked Rooms Receptacle	Open Breaker Isolate?	Notes	Disposition and Criteria Met
208	C-15	Receptacle	Walk Down of Building		202, 208,	No		Energized, Room Meets Criteria 2
208	E-10	Receptacle	M-DCF-F-03821	207, 216, Stair 2,	208,	No		Energized, Room Meets Criteria 2
208	E-10	Receptacle	Walk Down of Building	207, 216, Stair 2,	208,	No		Energized, Room Meets Criteria 2
209	D-1	Lighting	E-DCF-F-02655	2006, 209, 2000, 2001, 2002, 2005, 2006, 2007, 2012, 2013,	2000, 2012,	No	Part of 209B	De-Energize
209	D-2	Lighting	E-DCF-F-02655	209, 2002,	2000, 2007	No	Part of 209B	De-Energize

Criteria

1. Electrical power is needed to comply with Life Safety requirements for the occupancy (i.e. egress path, travel distance, etc.).
2. Electrical power is needed to perform surveillance and maintenance activities will not be de-energized. This includes routine travel path to conduct shift rounds.
3. Electrical power is needed to maintain proper HVAC in the building or room.
4. Removal of electrical power will create radiological protection issues.
5. Removal of electrical power will impact future deactivation activities.

Document Control Number: E-ESR-F-00061
Revision: 1

Building: 235-F
Date: 3/21/2013
Page: 96 of 191

ATTACHMENT C-Complete Summary of Circuits Evaluated

Room No.	Circuit Number	Circuit Type	Drawing Number	Non-Locked Rooms Lighting	Non-Locked Rooms Receptacle	Open Breaker Isolate?	Notes	Disposition and Criteria Met
209	D-3	Lighting	E-DCF-F-02655	209, 2005, 2007,		No	Part of 209B	De-Energize
209	D-4	Lighting	E-DCF-F-02655	209, 2001, 2002, 2006,	2000, 2010	No	Part of 209B	De-Energize
209	D-5	Lighting	E-DCF-F-02655	209, 2001,		No	Part of 209B	De-Energize
209	D-6	Lighting	E-DCF-F-02655	209, 2000, 2001, 2002,		No	Part of 209B	De-Energize
209	D-7	Lighting	E-DCF-F-02655	209, 2000, 2002,	2000	No	Part of 209B	De-Energize
209	D-9	Lighting	E-DCF-F-02655	220, 221,	2000,	No	Part of 209B	De-Energize
209	E-5	Lighting	E-DCF-F-02474	209, 2000, 3005, 2006, Stair 5	Stair 5,	No	Part of 209B	De-Energize

Criteria

1. Electrical power is needed to comply with Life Safety requirements for the occupancy (i.e. egress path, travel distance, etc.).
2. Electrical power is needed to perform surveillance and maintenance activities will not be de-energized. This includes routine travel path to conduct shift rounds.
3. Electrical power is needed to maintain proper HVAC in the building or room.
4. Removal of electrical power will create radiological protection issues.
5. Removal of electrical power will impact future deactivation activities.

Document Control Number: E-ESR-F-00061
Revision: 1

Building: 235-F
Date: 3/21/2013
Page: 97 of 191

ATTACHMENT C-Complete Summary of Circuits Evaluated

Room No.	Circuit Number	Circuit Type	Drawing Number	Non-Locked Rooms Lighting	Non-Locked Rooms Receptacle	Open Breaker Isolate?	Notes	Disposition and Criteria Met
209	E-5	Lighting	E-DCF-F-02655	209, 2000, 3005, 2006, Stair 5	Stair 5,	No	Part of 209B	De-Energize
209	E-6	Lighting	E-DCF-F-02474	202, 209, 2007, 202A,		No	Part of 209B	De-Energize
209	E-6	Lighting	E-DCF-F-02655	202, 209, 2007, 202A,		No	Part of 209B	De-Energize
209	D-21	Receptacle	E-DCF-F-02655		209, 2000, 2006,	No	Part of 209B	De-Energize
210	C-9	Lighting	Panel Schedule	207, 210,		No	Part of 211	De-Energize
210	C-14	Receptacle	Panel Schedule		210, 207A, 207E,	No	Part of 211	De-Energize
211	C-11	Lighting	Panel Schedule	212, 236,		No		De-Energize

Criteria

1. Electrical power is needed to comply with Life Safety requirements for the occupancy (i.e. egress path, travel distance, etc.).
2. Electrical power is needed to perform surveillance and maintenance activities will not be de-energized. This includes routine travel path to conduct shift rounds.
3. Electrical power is needed to maintain proper HVAC in the building or room.
4. Removal of electrical power will create radiological protection issues.
5. Removal of electrical power will impact future deactivation activities.

Document Control Number: E-ESR-F-00061
Revision: 1

Building: 235-F
Date: 3/21/2013
Page: 98 of 191

ATTACHMENT C-Complete Summary of Circuits Evaluated

Room No.	Circuit Number	Circuit Type	Drawing Number	Non-Locked Rooms Lighting	Non-Locked Rooms Receptacle	Open Breaker Isolate?	Notes	Disposition and Criteria Met
211	E-10	Lighting	E-DCF-F-02474	207, 216, Stair 2,	208,	No		De-Energize
211	E-10	Lighting	M-DCF-F-03821	207, 216, Stair 2,	208,	No		De-Energize
211	C-14	Receptacle	Walk Down of Building		210, 207A, 207E,	No		De-Energize
211	C-16	Receptacle	Panel Schedule			No		De-Energize
211	C-16	Receptacle	Walk Down of Building			No		De-Energize
211	C-19	Receptacle	Panel Schedule			Yes		De-Energize
211	C-19	Receptacle	Walk Down of Building			Yes		De-Energize

Criteria

1. Electrical power is needed to comply with Life Safety requirements for the occupancy (i.e. egress path, travel distance, etc.).
2. Electrical power is needed to perform surveillance and maintenance activities will not be de-energized. This includes routine travel path to conduct shift rounds.
3. Electrical power is needed to maintain proper HVAC in the building or room.
4. Removal of electrical power will create radiological protection issues.
5. Removal of electrical power will impact future deactivation activities.

Document Control Number: E-ESR-F-00061
Revision: 1

Building: 235-F
Date: 3/21/2013
Page: 99 of 191

ATTACHMENT C-Complete Summary of Circuits Evaluated

Room No.	Circuit Number	Circuit Type	Drawing Number	Non-Locked Rooms Lighting	Non-Locked Rooms Receptacle	Open Breaker Isolate?	Notes	Disposition and Criteria Met
211	C-21	Receptacle	Walk Down of Building			Yes		De-Energize
212	C-11	Lighting	Panel Schedule	212, 236,		No	Part of 211	De-Energize
212	C-11	Lighting	W146860	212, 236,		No	Part of 211	De-Energize
212	D-14	Receptacle	E-DCF-F-02655		212,	No	Part of 211	De-Energize
212	D-14	Receptacle	W146860		212,	No	Part of 211	De-Energize
212	D-20	Receptacle	E-DCF-F-02655		212, 220, 236, 222C,	No	Part of 211	De-Energize
212	D-20	Receptacle	W146860		212, 220, 236, 222C,	No	Part of 211	De-Energize

Criteria

1. Electrical power is needed to comply with Life Safety requirements for the occupancy (i.e. egress path, travel distance, etc.).
2. Electrical power is needed to perform surveillance and maintenance activities will not be de-energized. This includes routine travel path to conduct shift rounds.
3. Electrical power is needed to maintain proper HVAC in the building or room.
4. Removal of electrical power will create radiological protection issues.
5. Removal of electrical power will impact future deactivation activities.

Document Control Number: E-ESR-F-00061
Revision: 1

Building: 235-F
Date: 3/21/2013
Page: 100 of 191

ATTACHMENT C-Complete Summary of Circuits Evaluated

Room No.	Circuit Number	Circuit Type	Drawing Number	Non-Locked Rooms Lighting	Non-Locked Rooms Receptacle	Open Breaker Isolate?	Notes	Disposition and Criteria Met
213	C-11	Lighting	Panel Schedule	212, 236,		No		De-Energize
213	C-11	Lighting	W146860	212, 236,		No		De-Energize
213	D-14	Receptacle	W146860		212,	No		De-Energize
213	E-11	Receptacle	E-DCF-F-02474			No		De-Energize
214	C-11	Lighting	Panel Schedule	212, 236,		No		De-Energize
214	C-11	Lighting	W146860	212, 236,		No		De-Energize
214	D-14	Receptacle	W146860		212,	No		De-Energize

Criteria

1. Electrical power is needed to comply with Life Safety requirements for the occupancy (i.e. egress path, travel distance, etc.).
2. Electrical power is needed to perform surveillance and maintenance activities will not be de-energized. This includes routine travel path to conduct shift rounds.
3. Electrical power is needed to maintain proper HVAC in the building or room.
4. Removal of electrical power will create radiological protection issues.
5. Removal of electrical power will impact future deactivation activities.

Document Control Number: E-ESR-F-00061
Revision: 1

Building: 235-F
Date: 3/21/2013
Page: 101 of 191

ATTACHMENT C-Complete Summary of Circuits Evaluated

Room No.	Circuit Number	Circuit Type	Drawing Number	Non-Locked Rooms Lighting	Non-Locked Rooms Receptacle	Open Breaker Isolate?	Notes	Disposition and Criteria Met
216	B-5	Lighting	W146776	126, 131, 216, 1000, 1001, 1013, Stair 5	1009,	No	Split into 216-A and 216-B	216-B Energized Criteria 2 216-A Energized Criteria 2
216	E-10	Lighting	E-DCF-F-02655	207, 216, Stair 2,	208,	No	Split into 216-A and 216-B	216-B Energized Criteria 2 216-A Energized Criteria 2
216	EE-2	Lighting	W146776	135, 136, 152, 216, 1013,	106, 135,	No	Split into 216-A and 216-B	216-B Energized Criteria 2 216-A Energized Criteria 2

Criteria

1. Electrical power is needed to comply with Life Safety requirements for the occupancy (i.e. egress path, travel distance, etc.).
2. Electrical power is needed to perform surveillance and maintenance activities will not be de-energized. This includes routine travel path to conduct shift rounds.
3. Electrical power is needed to maintain proper HVAC in the building or room.
4. Removal of electrical power will create radiological protection issues.
5. Removal of electrical power will impact future deactivation activities.

Document Control Number: E-ESR-F-00061
Revision: 1

Building: 235-F
Date: 3/21/2013
Page: 102 of 191

ATTACHMENT C-Complete Summary of Circuits Evaluated

Room No.	Circuit Number	Circuit Type	Drawing Number	Non-Locked Rooms Lighting	Non-Locked Rooms Receptacle	Open Breaker Isolate?	Notes	Disposition and Criteria Met
216	EE-4	Lighting	W146776	156, 157, 216, 1013, Stair 3,	106, 157,	No	Split into 216-A and 216-B	216-B Energized Criteria 2 216-A Energized Criteria 2
217	C-7	Lighting	Panel Schedule	208A,		No		De-Energize
217	C-7	Lighting	W146859	208A,		No		De-Energize
217	C-7	Lighting	Walk Down of Building	208A,		No	Fluorescent Lights	De-Energize
219	C-28	Lighting	Panel Schedule			Yes		De-Energize
219	D-8	Lighting	E-DCF-F-02655	220, 221,	2000,	No		De-Energize

Criteria

1. Electrical power is needed to comply with Life Safety requirements for the occupancy (i.e. egress path, travel distance, etc.).
2. Electrical power is needed to perform surveillance and maintenance activities will not be de-energized. This includes routine travel path to conduct shift rounds.
3. Electrical power is needed to maintain proper HVAC in the building or room.
4. Removal of electrical power will create radiological protection issues.
5. Removal of electrical power will impact future deactivation activities.

Document Control Number: E-ESR-F-00061
Revision: 1

Building: 235-F
Date: 3/21/2013
Page: 103 of 191

ATTACHMENT C-Complete Summary of Circuits Evaluated

Room No.	Circuit Number	Circuit Type	Drawing Number	Non-Locked Rooms Lighting	Non-Locked Rooms Receptacle	Open Breaker Isolate?	Notes	Disposition and Criteria Met
219	D-8	Lighting	W146860	220, 221,	2000,	No		De-Energize
219	E-2	Lighting	E-DCF-F-02474	235, 236,	2000, 2001, 2002, 2007, 2012, 2013,	No		De-Energize
219	E-2	Lighting	M-DCF-F-03821	235, 236,	2000, 2001, 2002, 2007, 2012, 2013,	No		De-Energize
219	E-2	Lighting	W146860	235, 236,	2000, 2001, 2002, 2007, 2012, 2013,	No		De-Energize
219	E-8	Lighting	E-DCF-F-02474	219		No	On same circuit as alarm	De-Energize
219	C-28	Receptacle	E-DCF-F-02474			Yes		De-Energize

Criteria

1. Electrical power is needed to comply with Life Safety requirements for the occupancy (i.e. egress path, travel distance, etc.).
2. Electrical power is needed to perform surveillance and maintenance activities will not be de-energized. This includes routine travel path to conduct shift rounds.
3. Electrical power is needed to maintain proper HVAC in the building or room.
4. Removal of electrical power will create radiological protection issues.
5. Removal of electrical power will impact future deactivation activities.

Document Control Number: E-ESR-F-00061
Revision: 1

Building: 235-F
Date: 3/21/2013
Page: 104 of 191

ATTACHMENT C-Complete Summary of Circuits Evaluated

Room No.	Circuit Number	Circuit Type	Drawing Number	Non-Locked Rooms Lighting	Non-Locked Rooms Receptacle	Open Breaker Isolate?	Notes	Disposition and Criteria Met
219	C-28	Receptacle	Walk Down of Building			Yes		De-Energize
219	D-16	Receptacle	E-DCF-F-02655		220, 2011	No		De-Energize
219	D-16	Receptacle	W146860		220, 2011	No		De-Energize
219	D-18	Receptacle	Walk Down of Building		228,	No		De-Energize
219	D-20	Receptacle	W146860		212, 220, 236, 222C,	No		De-Energize
222	D-8	Lighting	E-DCF-F-02474	220, 221,	2000,	No		De-Energize
222	D-8	Lighting	E-DCF-F-02655	220, 221,	2000,	No		De-Energize

Criteria

1. Electrical power is needed to comply with Life Safety requirements for the occupancy (i.e. egress path, travel distance, etc.).
2. Electrical power is needed to perform surveillance and maintenance activities will not be de-energized. This includes routine travel path to conduct shift rounds.
3. Electrical power is needed to maintain proper HVAC in the building or room.
4. Removal of electrical power will create radiological protection issues.
5. Removal of electrical power will impact future deactivation activities.

Document Control Number: E-ESR-F-00061
Revision: 1

Building: 235-F
Date: 3/21/2013
Page: 105 of 191

ATTACHMENT C-Complete Summary of Circuits Evaluated

Room No.	Circuit Number	Circuit Type	Drawing Number	Non-Locked Rooms Lighting	Non-Locked Rooms Receptacle	Open Breaker Isolate?	Notes	Disposition and Criteria Met
222	D-8	Lighting	W146860	220, 221,	2000,	No		De-Energize
222	E-4	Lighting	E-DCF-F-02474	228, Stair 3,	228,	No		De-Energize
222	E-4	Lighting	M-DCF-F-03821	228, Stair 3,	228,	No		De-Energize
222	E-4	Lighting	W146860	228, Stair 3	228	No		De-Energize
222	D-14	Receptacle	E-DCF-F-02655		212	No		De-Energize
222	D-15	Receptacle	E-DCF-F-02474		220	No		De-Energize
222	D-16	Receptacle	W146860		220, 2011	No		De-Energize

Criteria

1. Electrical power is needed to comply with Life Safety requirements for the occupancy (i.e. egress path, travel distance, etc.).
2. Electrical power is needed to perform surveillance and maintenance activities will not be de-energized. This includes routine travel path to conduct shift rounds.
3. Electrical power is needed to maintain proper HVAC in the building or room.
4. Removal of electrical power will create radiological protection issues.
5. Removal of electrical power will impact future deactivation activities.

Document Control Number: E-ESR-F-00061
Revision: 1

Building: 235-F
Date: 3/21/2013
Page: 106 of 191

ATTACHMENT C-Complete Summary of Circuits Evaluated

Room No.	Circuit Number	Circuit Type	Drawing Number	Non-Locked Rooms Lighting	Non-Locked Rooms Receptacle	Open Breaker Isolate?	Notes	Disposition and Criteria Met
222	D-20	Receptacle	Panel Schedule		212, 220, 236, 222C,	No		De-Energize
222	D-8	Receptacle	W146860	220, 221,	2000,	No		De-Energize
223	D-10	Lighting	Panel Schedule	228, 230, 222C,		No		De-Energize
223	D-10	Lighting	Walk Down of Building	228, 230, 222C,		No		De-Energize
223	D-10	Receptacle	Walk Down of Building	228, 230, 222C,		No		De-Energize
223	D-20	Receptacle	Panel Schedule		212, 220, 236, 222C,	No		De-Energize
224	D-10	Lighting	Panel Schedule	228, 230, 222C,		No		De-Energize

Criteria

1. Electrical power is needed to comply with Life Safety requirements for the occupancy (i.e. egress path, travel distance, etc.).
2. Electrical power is needed to perform surveillance and maintenance activities will not be de-energized. This includes routine travel path to conduct shift rounds.
3. Electrical power is needed to maintain proper HVAC in the building or room.
4. Removal of electrical power will create radiological protection issues.
5. Removal of electrical power will impact future deactivation activities.

Document Control Number: E-ESR-F-00061
Revision: 1

Building: 235-F
Date: 3/21/2013
Page: 107 of 191

ATTACHMENT C-Complete Summary of Circuits Evaluated

Room No.	Circuit Number	Circuit Type	Drawing Number	Non-Locked Rooms Lighting	Non-Locked Rooms Receptacle	Open Breaker Isolate?	Notes	Disposition and Criteria Met
224	D-8	Lighting	E-DCF-F-02474	220, 221,	2000,	No		De-Energize
224	D-8	Lighting	E-DCF-F-02655	220, 221,	2000,	No		De-Energize
224	D-8	Lighting	W146860	220, 221,	2000,	No		De-Energize
224	D-8	Lighting	Walk Down of Building	220, 221,	2000,	No		De-Energize
224	D-20	Receptacle	Panel Schedule		212, 220, 236, 222C,	No		De-Energize
224	D-20	Receptacle	W146860		212, 220, 236, 222C,	No		De-Energize
224	D-8	Receptacle	E-DCF-F-02474	220, 221,	2000,	No		De-Energize

Criteria

1. Electrical power is needed to comply with Life Safety requirements for the occupancy (i.e. egress path, travel distance, etc.).
2. Electrical power is needed to perform surveillance and maintenance activities will not be de-energized. This includes routine travel path to conduct shift rounds.
3. Electrical power is needed to maintain proper HVAC in the building or room.
4. Removal of electrical power will create radiological protection issues.
5. Removal of electrical power will impact future deactivation activities.

Document Control Number: E-ESR-F-00061
Revision: 1

Building: 235-F
Date: 3/21/2013
Page: 108 of 191

ATTACHMENT C-Complete Summary of Circuits Evaluated

Room No.	Circuit Number	Circuit Type	Drawing Number	Non-Locked Rooms Lighting	Non-Locked Rooms Receptacle	Open Breaker Isolate?	Notes	Disposition and Criteria Met
224	D-8	Receptacle	E-DCF-F-02655	220, 221,	2000,	No		De-Energize
224	D-8	Receptacle	W146860	220, 221,	2000,	No		De-Energize
224	D-8	Receptacle	Walk Down of Building	220, 221,	2000,	No		De-Energize
226	D-10	Lighting	Panel Schedule	228, 230, 222C,		No		Energized, Room Meets Criteria 1, 2, 3
226	D-10	Lighting	W146860	228, 230, 222C,		No		Energized, Room Meets Criteria 1, 2, 3
226	E-2	Lighting	E-DCF-F-02474	235, 236,	2000, 2001, 2002, 2007, 2012, 2013,	No		Energized, Room Meets Criteria 1, 2, 3

Criteria

1. Electrical power is needed to comply with Life Safety requirements for the occupancy (i.e. egress path, travel distance, etc.).
2. Electrical power is needed to perform surveillance and maintenance activities will not be de-energized. This includes routine travel path to conduct shift rounds.
3. Electrical power is needed to maintain proper HVAC in the building or room.
4. Removal of electrical power will create radiological protection issues.
5. Removal of electrical power will impact future deactivation activities.

Document Control Number: E-ESR-F-00061
Revision: 1

Building: 235-F
Date: 3/21/2013
Page: 109 of 191

ATTACHMENT C-Complete Summary of Circuits Evaluated

Room No.	Circuit Number	Circuit Type	Drawing Number	Non-Locked Rooms Lighting	Non-Locked Rooms Receptacle	Open Breaker Isolate?	Notes	Disposition and Criteria Met
226	E-2	Lighting	M-DCF-F-03821	235, 236,	2000, 2001, 2002, 2007, 2012, 2013,	No		Energized, Room Meets Criteria 1, 2, 3
226	E-2	Lighting	W146860	235, 236,	2000, 2001, 2002, 2007, 2012, 2013,	No		Energized, Room Meets Criteria 1, 2, 3
226	D-18	Receptacle	E-DCF-F-02474		228,	No		Energized, Room Meets Criteria 1, 2, 3
226	D-18	Receptacle	E-DCF-F-02655		228,	No		Energized, Room Meets Criteria 1, 2, 3
226	D-18	Receptacle	W146860		228,	No		Energized, Room Meets Criteria 1, 2, 3
226	D-18	Receptacle	Walk Down of Building		228,	No	Emergency Light	Energized, Room Meets Criteria 1, 2, 3

Criteria

1. Electrical power is needed to comply with Life Safety requirements for the occupancy (i.e. egress path, travel distance, etc.).
2. Electrical power is needed to perform surveillance and maintenance activities will not be de-energized. This includes routine travel path to conduct shift rounds.
3. Electrical power is needed to maintain proper HVAC in the building or room.
4. Removal of electrical power will create radiological protection issues.
5. Removal of electrical power will impact future deactivation activities.

Document Control Number: E-ESR-F-00061
Revision: 1

Building: 235-F
Date: 3/21/2013
Page: 110 of 191

ATTACHMENT C-Complete Summary of Circuits Evaluated

Room No.	Circuit Number	Circuit Type	Drawing Number	Non-Locked Rooms Lighting	Non-Locked Rooms Receptacle	Open Breaker Isolate?	Notes	Disposition and Criteria Met
227	D-10	Lighting	Panel Schedule	228, 230, 222C,		No		Energized, Room Meets Criteria 1, 2
227	D-10	Lighting	W146860	228, 230, 222C,		No		Energized, Room Meets Criteria 1, 2
227	D-10	Lighting	Walk Down of Building	228, 230, 222C,		No		Energized, Room Meets Criteria 1, 2
227	D-10	Receptacle	Walk Down of Building	228, 230, 222C,		No		Energized, Room Meets Criteria 1, 2
228	D-10	Lighting	Walk Down of Building	228, 230, 222C,		No		Energized, Room Meets Criteria 1, 2
228	E-4	Lighting	W146860	228, Stair 3,	228,	No		Energized, Room Meets Criteria 1, 2
228	D-18	Receptacle	E-DCF-F-02474		228,	No		Energized, Room Meets Criteria 1, 2

Criteria

1. Electrical power is needed to comply with Life Safety requirements for the occupancy (i.e. egress path, travel distance, etc.).
2. Electrical power is needed to perform surveillance and maintenance activities will not be de-energized. This includes routine travel path to conduct shift rounds.
3. Electrical power is needed to maintain proper HVAC in the building or room.
4. Removal of electrical power will create radiological protection issues.
5. Removal of electrical power will impact future deactivation activities.

Document Control Number: E-ESR-F-00061
Revision: 1

Building: 235-F
Date: 3/21/2013
Page: 111 of 191

ATTACHMENT C-Complete Summary of Circuits Evaluated

Room No.	Circuit Number	Circuit Type	Drawing Number	Non-Locked Rooms Lighting	Non-Locked Rooms Receptacle	Open Breaker Isolate?	Notes	Disposition and Criteria Met
228	D-18	Receptacle	E-DCF-F-02655		228,	No		Energized, Room Meets Criteria 1, 2
228	D-18	Receptacle	W146860		228,	No		Energized, Room Meets Criteria 1, 2
228	D-18	Receptacle	Walk Down of Building		228,	No		Energized, Room Meets Criteria 1, 2
228	E-4	Receptacle	Walk Down of Building	228, Stair 3,	228,	No		Energized, Room Meets Criteria 1, 2
229	D-10	Lighting	Panel Schedule	228, 230, 222C,		No		Energized, Room Meets Criteria 1, 2, 3
229	D-10	Lighting	W146860	228, 230, 222C,		No		Energized, Room Meets Criteria 1, 2, 3

Criteria

1. Electrical power is needed to comply with Life Safety requirements for the occupancy (i.e. egress path, travel distance, etc.).
2. Electrical power is needed to perform surveillance and maintenance activities will not be de-energized. This includes routine travel path to conduct shift rounds.
3. Electrical power is needed to maintain proper HVAC in the building or room.
4. Removal of electrical power will create radiological protection issues.
5. Removal of electrical power will impact future deactivation activities.

Document Control Number: E-ESR-F-00061
Revision: 1

Building: 235-F
Date: 3/21/2013
Page: 112 of 191

ATTACHMENT C-Complete Summary of Circuits Evaluated

Room No.	Circuit Number	Circuit Type	Drawing Number	Non-Locked Rooms Lighting	Non-Locked Rooms Receptacle	Open Breaker Isolate?	Notes	Disposition and Criteria Met
229	E-2	Lighting	M-DCF-F-03821	235, 236,	2000, 2001, 2002, 2007, 2012, 2013,	No		Energized, Room Meets Criteria 1, 2, 3
229	E-2	Lighting	E-DCF-F-02474	235, 236,	2000, 2001, 2002, 2007, 2012, 2013,	No		Energized, Room Meets Criteria 1, 2, 3
229	E-2	Lighting	M-DCF-F-03821	235, 236,	2000, 2001, 2002, 2007, 2012, 2013,	No		Energized, Room Meets Criteria 1, 2, 3
229	E-4	Lighting	E-DCF-F-02474	228, Stair 3,	228,	No		Energized, Room Meets Criteria 1, 2, 3
229	E-4	Lighting	W146860	228, Stair 3,	228,	No		Energized, Room Meets Criteria 1, 2, 3

Criteria

1. Electrical power is needed to comply with Life Safety requirements for the occupancy (i.e. egress path, travel distance, etc.).
2. Electrical power is needed to perform surveillance and maintenance activities will not be de-energized. This includes routine travel path to conduct shift rounds.
3. Electrical power is needed to maintain proper HVAC in the building or room.
4. Removal of electrical power will create radiological protection issues.
5. Removal of electrical power will impact future deactivation activities.

Document Control Number: E-ESR-F-00061
Revision: 1

Building: 235-F
Date: 3/21/2013
Page: 113 of 191

ATTACHMENT C-Complete Summary of Circuits Evaluated

Room No.	Circuit Number	Circuit Type	Drawing Number	Non-Locked Rooms Lighting	Non-Locked Rooms Receptacle	Open Breaker Isolate?	Notes	Disposition and Criteria Met
229	D-10	Receptacle	W146860	228, 230, 222C,		No		Energized, Room Meets Criteria 1, 2, 3
233	D-13	Lighting	E-DCF-F-02474		2000,	No		Energized, Room Meets Criteria 2
233	D-13	Lighting	E-DCF-F-02655		2000,	No		Energized, Room Meets Criteria 2
233	D-13	Lighting	W146860		2000,	No		Energized, Room Meets Criteria 2
233	D-13	Lighting	Walk Down of Building		2000,	No		Energized, Room Meets Criteria 2
233	E-4	Lighting	E-DCF-F-02474	228, Stair 3,	228,	No		Energized, Room Meets Criteria 2
233	E-4	Lighting	W146860	228, Stair 3,	228,	No		Energized, Room Meets Criteria 2

Criteria

1. Electrical power is needed to comply with Life Safety requirements for the occupancy (i.e. egress path, travel distance, etc.).
2. Electrical power is needed to perform surveillance and maintenance activities will not be de-energized. This includes routine travel path to conduct shift rounds.
3. Electrical power is needed to maintain proper HVAC in the building or room.
4. Removal of electrical power will create radiological protection issues.
5. Removal of electrical power will impact future deactivation activities.

Document Control Number: E-ESR-F-00061
Revision: 1

Building: 235-F
Date: 3/21/2013
Page: 114 of 191

ATTACHMENT C-Complete Summary of Circuits Evaluated

Room No.	Circuit Number	Circuit Type	Drawing Number	Non-Locked Rooms Lighting	Non-Locked Rooms Receptacle	Open Breaker Isolate?	Notes	Disposition and Criteria Met
233	D-13	Receptacle	W146860		2000,	No		Energized, Room Meets Criteria 2
233	D-18	Receptacle	E-DCF-F-02474		228,	No		Energized, Room Meets Criteria 2
233	D-18	Receptacle	E-DCF-F-02655		228,	No		Energized, Room Meets Criteria 2
233	D-18	Receptacle	W146860		228,	No		Energized, Room Meets Criteria 2
233	D-18	Receptacle	Walk Down of Building		228,	No		Energized, Room Meets Criteria 2
233	D-22	Receptacle	W146860		2000, 2006, 2013,	No		Energized, Room Meets Criteria 2
233	D-24	Receptacle	E-DCF-F-02655			No		Energized, Room Meets Criteria 2

Criteria

1. Electrical power is needed to comply with Life Safety requirements for the occupancy (i.e. egress path, travel distance, etc.).
2. Electrical power is needed to perform surveillance and maintenance activities will not be de-energized. This includes routine travel path to conduct shift rounds.
3. Electrical power is needed to maintain proper HVAC in the building or room.
4. Removal of electrical power will create radiological protection issues.
5. Removal of electrical power will impact future deactivation activities.

Document Control Number: E-ESR-F-00061
Revision: 1

Building: 235-F
Date: 3/21/2013
Page: 115 of 191

ATTACHMENT C-Complete Summary of Circuits Evaluated

Room No.	Circuit Number	Circuit Type	Drawing Number	Non-Locked Rooms Lighting	Non-Locked Rooms Receptacle	Open Breaker Isolate?	Notes	Disposition and Criteria Met
233	D-24	Receptacle	Panel Schedule			No		Energized, Room Meets Criteria 2
233	D-24	Receptacle	W146860			No		Energized, Room Meets Criteria 2
233	D-24	Receptacle	Walk Down of Building			No		Energized, Room Meets Criteria 2
233	D-27	Receptacle	Walk Down of Building			No		Energized, Room Meets Criteria 2
233	E-11	Receptacle	M-DCF-F-03821			No	PA Rack Receptacles	Energized, Room Meets Criteria 2
233	K-9	Receptacle	Walk Down of Building			No		Energized, Room Meets Criteria 2
234	H-10	Alarm	E-DCF-F-02474			No	BREATHING AIR ALARM	De-energize

Criteria

1. Electrical power is needed to comply with Life Safety requirements for the occupancy (i.e. egress path, travel distance, etc.).
2. Electrical power is needed to perform surveillance and maintenance activities will not be de-energized. This includes routine travel path to conduct shift rounds.
3. Electrical power is needed to maintain proper HVAC in the building or room.
4. Removal of electrical power will create radiological protection issues.
5. Removal of electrical power will impact future deactivation activities.

Document Control Number: E-ESR-F-00061
Revision: 1

Building: 235-F
Date: 3/21/2013
Page: 116 of 191

ATTACHMENT C-Complete Summary of Circuits Evaluated

Room No.	Circuit Number	Circuit Type	Drawing Number	Non-Locked Rooms Lighting	Non-Locked Rooms Receptacle	Open Breaker Isolate?	Notes	Disposition and Criteria Met
234	D-12	Lighting	E-DCF-F-02474			No		Energized (Lights Only), Room Meets Criteria 2
234	D-12	Lighting	E-DCF-F-02655			No		Energized (Lights Only), Room Meets Criteria 2
234	D-12	Lighting	W146860			No		Energized (Lights Only), Room Meets Criteria 2
234	D-12	Lighting	Walk Down of Building			No		Energized (Lights Only), Room Meets Criteria 2
234	E-2	Lighting	E-DCF-F-02474	235, 236,	2000, 2001, 2002, 2007, 2012, 2013,	No		Energized (Lights Only), Room Meets Criteria 2
234	E-2	Lighting	M-DCF-F-03821	235, 236,	2000, 2001, 2002, 2007, 2012, 2013,	No		Energized (Lights Only), Room Meets Criteria 2

Criteria

1. Electrical power is needed to comply with Life Safety requirements for the occupancy (i.e. egress path, travel distance, etc.).
2. Electrical power is needed to perform surveillance and maintenance activities will not be de-energized. This includes routine travel path to conduct shift rounds.
3. Electrical power is needed to maintain proper HVAC in the building or room.
4. Removal of electrical power will create radiological protection issues.
5. Removal of electrical power will impact future deactivation activities.

Document Control Number: E-ESR-F-00061
Revision: 1

Building: 235-F
Date: 3/21/2013
Page: 117 of 191

ATTACHMENT C-Complete Summary of Circuits Evaluated

Room No.	Circuit Number	Circuit Type	Drawing Number	Non-Locked Rooms Lighting	Non-Locked Rooms Receptacle	Open Breaker Isolate?	Notes	Disposition and Criteria Met
234	E-2	Lighting	W146860	235, 236,	2000, 2001, 2002, 2007, 2012, 2013,	No		Energized (Lights Only), Room Meets Criteria 2
234	D-12	Receptacle	W146860			No		De-Energize
234	D-22	Receptacle	Panel Schedule		2000, 2006, 2013,	No		De-Energize
234	D-22	Receptacle	W146860		2000, 2006, 2013,	No		De-Energize
234	D-22	Receptacle	Walk Down of Building		2000, 2006, 2013,	No		De-Energize
236	C-11	Lighting	W146860	212, 236,		No		Energized, Room Meets Criteria 1

Criteria

1. Electrical power is needed to comply with Life Safety requirements for the occupancy (i.e. egress path, travel distance, etc.).
2. Electrical power is needed to perform surveillance and maintenance activities will not be de-energized. This includes routine travel path to conduct shift rounds.
3. Electrical power is needed to maintain proper HVAC in the building or room.
4. Removal of electrical power will create radiological protection issues.
5. Removal of electrical power will impact future deactivation activities.

Document Control Number: E-ESR-F-00061
Revision: 1

Building: 235-F
Date: 3/21/2013
Page: 118 of 191

ATTACHMENT C-Complete Summary of Circuits Evaluated

Room No.	Circuit Number	Circuit Type	Drawing Number	Non-Locked Rooms Lighting	Non-Locked Rooms Receptacle	Open Breaker Isolate?	Notes	Disposition and Criteria Met
236	E-2	Lighting	W146860	235, 236,	2000, 2001, 2002, 2007, 2012, 2013,	No		Energized, Room Meets Criteria 1
236	C-20	Receptacle	Panel Schedule		236,	No		Energized, Room Meets Criteria 1
236	D-20	Receptacle	E-DCF-F-02655		212, 220, 236, 222C,	No		Energized, Room Meets Criteria 1
1000	B-5	Lighting	W146774	126, 131, 216, 1000, 1001, 1013, Stair 5	1009,	No		Energized, Room Meets Criteria 1, 2
1000	EE-9	Lighting	W146774	158, 1000,	106,	No		Energized, Room Meets Criteria 1, 2

Criteria

1. Electrical power is needed to comply with Life Safety requirements for the occupancy (i.e. egress path, travel distance, etc.).
2. Electrical power is needed to perform surveillance and maintenance activities will not be de-energized. This includes routine travel path to conduct shift rounds.
3. Electrical power is needed to maintain proper HVAC in the building or room.
4. Removal of electrical power will create radiological protection issues.
5. Removal of electrical power will impact future deactivation activities.

Document Control Number: E-ESR-F-00061
Revision: 1

Building: 235-F
Date: 3/21/2013
Page: 119 of 191

ATTACHMENT C-Complete Summary of Circuits Evaluated

Room No.	Circuit Number	Circuit Type	Drawing Number	Non-Locked Rooms Lighting	Non-Locked Rooms Receptacle	Open Breaker Isolate?	Notes	Disposition and Criteria Met
1001	B-5	Lighting	Panel Schedule	126, 131, 216, 1000, 1001, 1013, Stair 5	1009,	No		Energized, Room Meets Criteria 1
1001	B-5	Lighting	W146774	126, 131, 216, 1000, 1001, 1013, Stair 5	1009,	No		Energized, Room Meets Criteria 1
1001	B-20	Receptacle	Walk Down of Building		1001,	No	Cam and Emergency Light	Energized, Room Meets Criteria 1
1002	B-1	Lighting	Panel Schedule	1002,		No		Energized, Room Meets Criteria 2, 4
1002	B-1	Lighting	W146774	1002,		No		Energized, Room Meets Criteria 2, 4
1002	B-17	Lighting	Panel Schedule	1002, 1003,	1002,	No		Energized, Room Meets Criteria 2, 4

Criteria

1. Electrical power is needed to comply with Life Safety requirements for the occupancy (i.e. egress path, travel distance, etc.).
2. Electrical power is needed to perform surveillance and maintenance activities will not be de-energized. This includes routine travel path to conduct shift rounds.
3. Electrical power is needed to maintain proper HVAC in the building or room.
4. Removal of electrical power will create radiological protection issues.
5. Removal of electrical power will impact future deactivation activities.

Document Control Number: E-ESR-F-00061
Revision: 1

Building: 235-F
Date: 3/21/2013
Page: 120 of 191

ATTACHMENT C-Complete Summary of Circuits Evaluated

Room No.	Circuit Number	Circuit Type	Drawing Number	Non-Locked Rooms Lighting	Non-Locked Rooms Receptacle	Open Breaker Isolate?	Notes	Disposition and Criteria Met
1002	B-18	Lighting	Panel Schedule	1002,	1002,	No		Energized, Room Meets Criteria 2, 4
1002	B-18	Lighting	W146774	1002,	1002,	No		Energized, Room Meets Criteria 2, 4
1002	B-9	Lighting	Panel Schedule	1002,	1002,	No		Energized, Room Meets Criteria 2, 4
1002	EE-7	Lighting	E-DCF-F-02474	1002, 1008,	106, 1008,	No		Energized, Room Meets Criteria 2, 4
1002	EE-7	Lighting	E-DCP-F-05005	1002, 1008,	106, 1008,	No		Energized, Room Meets Criteria 2, 4
1002	EE-7	Lighting	W146774	1002, 1008,	106, 1008,	No		Energized, Room Meets Criteria 2, 4

Criteria

1. Electrical power is needed to comply with Life Safety requirements for the occupancy (i.e. egress path, travel distance, etc.).
2. Electrical power is needed to perform surveillance and maintenance activities will not be de-energized. This includes routine travel path to conduct shift rounds.
3. Electrical power is needed to maintain proper HVAC in the building or room.
4. Removal of electrical power will create radiological protection issues.
5. Removal of electrical power will impact future deactivation activities.

Document Control Number: E-ESR-F-00061
Revision: 1

Building: 235-F
Date: 3/21/2013
Page: 121 of 191

ATTACHMENT C-Complete Summary of Circuits Evaluated

Room No.	Circuit Number	Circuit Type	Drawing Number	Non-Locked Rooms Lighting	Non-Locked Rooms Receptacle	Open Breaker Isolate?	Notes	Disposition and Criteria Met
1002	B-10	Receptacle	W146774		104, 135, 136, 137, 140, 1002,	No		Energized, Room Meets Criteria 2, 4
1002	B-17	Receptacle	W146774	1002, 1003,	1002,	No		Energized, Room Meets Criteria 2, 4
1002	B-18	Receptacle	W146774	1002,	1002,	No		Energized, Room Meets Criteria 2, 4
1002	B-24	Receptacle	W146774	161,	1002, 2002,	No		Energized, Room Meets Criteria 2, 4
1002	B-9	Receptacle	W146774	1002,	1002,	No		Energized, Room Meets Criteria 2, 4
1003	B-11	Lighting	E-DCF-F-02474	1003,	1003,	No		Energized, Room Meets Criteria 1, 2, 4

Criteria

1. Electrical power is needed to comply with Life Safety requirements for the occupancy (i.e. egress path, travel distance, etc.).
2. Electrical power is needed to perform surveillance and maintenance activities will not be de-energized. This includes routine travel path to conduct shift rounds.
3. Electrical power is needed to maintain proper HVAC in the building or room.
4. Removal of electrical power will create radiological protection issues.
5. Removal of electrical power will impact future deactivation activities.

Document Control Number: E-ESR-F-00061
Revision: 1

Building: 235-F
Date: 3/21/2013
Page: 122 of 191

ATTACHMENT C-Complete Summary of Circuits Evaluated

Room No.	Circuit Number	Circuit Type	Drawing Number	Non-Locked Rooms Lighting	Non-Locked Rooms Receptacle	Open Breaker Isolate?	Notes	Disposition and Criteria Met
1003	B-15	Lighting	Panel Schedule	1003,	1004,	No		Energized, Room Meets Criteria 1, 2, 4
1003	B-15	Lighting	W146774	1003,	1004,	No		Energized, Room Meets Criteria 1, 2, 4
1003	B-16	Lighting	W146774	1003, 1004,		No		Energized, Room Meets Criteria 1, 2, 4
1003	B-17	Lighting	Panel Schedule	1002, 1003,	1002,	No		Energized, Room Meets Criteria 1, 2, 4
1003	B-17	Lighting	W146774	1002, 1003,	1002,	No		Energized, Room Meets Criteria 1, 2, 4
1003	EE-11	Lighting	E-DCF-F-02474	103, 1003, 1009,		No		Energized, Room Meets Criteria 1, 2, 4
1003	EE-11	Lighting	E-DCP-F-05005	103, 1003, 1009,		No		Energized, Room Meets Criteria 1, 2, 4

Criteria

1. Electrical power is needed to comply with Life Safety requirements for the occupancy (i.e. egress path, travel distance, etc.).
2. Electrical power is needed to perform surveillance and maintenance activities will not be de-energized. This includes routine travel path to conduct shift rounds.
3. Electrical power is needed to maintain proper HVAC in the building or room.
4. Removal of electrical power will create radiological protection issues.
5. Removal of electrical power will impact future deactivation activities.

Document Control Number: E-ESR-F-00061
Revision: 1

Building: 235-F
Date: 3/21/2013
Page: 123 of 191

ATTACHMENT C-Complete Summary of Circuits Evaluated

Room No.	Circuit Number	Circuit Type	Drawing Number	Non-Locked Rooms Lighting	Non-Locked Rooms Receptacle	Open Breaker Isolate?	Notes	Disposition and Criteria Met
1003	EE-11	Lighting	W146774	103, 1003, 1009,		No		Energized, Room Meets Criteria 1, 2, 4
1003	B-11	Receptacle	Panel Schedule	1003,	1003,	No		Energized, Room Meets Criteria 1, 2, 4
1003	B-11	Receptacle	W146774	1003,	1003,	No		Energized, Room Meets Criteria 1, 2, 4
1003	B-19	Receptacle	W146774		106, 1003, 1004,	No		Energized, Room Meets Criteria 1, 2, 4
1003	B-19	Receptacle	Walk Down of Building		106, 1003, 1004,	No	Emergency Light	Energized, Room Meets Criteria 1, 2, 4
1003	EEP-20	Receptacle	Walk Down of Building		1003,	No		Energized, Room Meets Criteria 1, 2, 4
1003	EEP-21	Receptacle	Walk Down of Building		1003,	No		Energized, Room Meets Criteria 1, 2, 4

Criteria

1. Electrical power is needed to comply with Life Safety requirements for the occupancy (i.e. egress path, travel distance, etc.).
2. Electrical power is needed to perform surveillance and maintenance activities will not be de-energized. This includes routine travel path to conduct shift rounds.
3. Electrical power is needed to maintain proper HVAC in the building or room.
4. Removal of electrical power will create radiological protection issues.
5. Removal of electrical power will impact future deactivation activities.

Document Control Number: E-ESR-F-00061
Revision: 1

Building: 235-F
Date: 3/21/2013
Page: 124 of 191

ATTACHMENT C-Complete Summary of Circuits Evaluated

Room No.	Circuit Number	Circuit Type	Drawing Number	Non-Locked Rooms Lighting	Non-Locked Rooms Receptacle	Open Breaker Isolate?	Notes	Disposition and Criteria Met
1003	EEP-22	Receptacle	Walk Down of Building		1003,	No		Energized, Room Meets Criteria 1, 2, 4
1003	EEP-23	Receptacle	Walk Down of Building		1003,	No		Energized, Room Meets Criteria 1, 2, 4
1003	EEP-24	Receptacle	Walk Down of Building		1003,	No		Energized, Room Meets Criteria 1, 2, 4
1003	LP2-14	Receptacle	Walk Down of Building		1003,1004,	No		Energized, Room Meets Criteria 1, 2, 4
1004	B-16	Lighting	Panel Schedule	1003, 1004,		No		Energized, Room Meets Criteria 1, 2, 4
1004	B-16	Lighting	W146774	1003, 1004,		No		Energized, Room Meets Criteria 1, 2, 4
1004	B-7	Lighting	Panel Schedule	1004,	1004,	No		Energized, Room Meets Criteria 1, 2, 4

Criteria

1. Electrical power is needed to comply with Life Safety requirements for the occupancy (i.e. egress path, travel distance, etc.).
2. Electrical power is needed to perform surveillance and maintenance activities will not be de-energized. This includes routine travel path to conduct shift rounds.
3. Electrical power is needed to maintain proper HVAC in the building or room.
4. Removal of electrical power will create radiological protection issues.
5. Removal of electrical power will impact future deactivation activities.

Document Control Number: E-ESR-F-00061
Revision: 1

Building: 235-F
Date: 3/21/2013
Page: 125 of 191

ATTACHMENT C-Complete Summary of Circuits Evaluated

Room No.	Circuit Number	Circuit Type	Drawing Number	Non-Locked Rooms Lighting	Non-Locked Rooms Receptacle	Open Breaker Isolate?	Notes	Disposition and Criteria Met
1004	B-7	Lighting	W146774	1004,	1004,	No		Energized, Room Meets Criteria 1, 2, 4
1004	B-7	Lighting	Walk Down of Building	1004,	1004,	No		Energized, Room Meets Criteria 1, 2, 4
1004	B-8	Lighting	Panel Schedule	1004,	1004,	No		Energized, Room Meets Criteria 1, 2, 4
1004	B-8	Lighting	Walk Down of Building	1004,	1004,	No		Energized, Room Meets Criteria 1, 2, 4
1004	EE-15	Lighting	E-DCF-F-02474	116, 1004, 1006, 1010, 107F, 207G,	1006,	No		Energized, Room Meets Criteria 1, 2, 4
1004	EE-15	Lighting	E-DCP-F-05005	116, 1004, 1006, 1010, 107F, 207G,	1006,	No		Energized, Room Meets Criteria 1, 2, 4

Criteria

1. Electrical power is needed to comply with Life Safety requirements for the occupancy (i.e. egress path, travel distance, etc.).
2. Electrical power is needed to perform surveillance and maintenance activities will not be de-energized. This includes routine travel path to conduct shift rounds.
3. Electrical power is needed to maintain proper HVAC in the building or room.
4. Removal of electrical power will create radiological protection issues.
5. Removal of electrical power will impact future deactivation activities.

Document Control Number: E-ESR-F-00061
Revision: 1

Building: 235-F
Date: 3/21/2013
Page: 126 of 191

ATTACHMENT C-Complete Summary of Circuits Evaluated

Room No.	Circuit Number	Circuit Type	Drawing Number	Non-Locked Rooms Lighting	Non-Locked Rooms Receptacle	Open Breaker Isolate?	Notes	Disposition and Criteria Met
1004	EE-15	Lighting	W146774	116, 1004, 1006, 1010, 107F, 207G,	1006,	No		Energized, Room Meets Criteria 1, 2, 4
1004	B-15	Receptacle	W146774	1003,	1004,	No		Energized, Room Meets Criteria 1, 2, 4
1004	B-16	Receptacle	W146774	1003, 1004,		No		Energized, Room Meets Criteria 1, 2, 4
1004	B-19	Receptacle	W146774		106, 1003, 1004,	No		Energized, Room Meets Criteria 1, 2, 4
1004	B-19	Receptacle	Walk Down of Building		106, 1003, 1004,	No	Emergency Light	Energized, Room Meets Criteria 1, 2, 4
1004	B-7	Receptacle	W146774	1004,	1004,	No		Energized, Room Meets Criteria 1, 2, 4

Criteria

1. Electrical power is needed to comply with Life Safety requirements for the occupancy (i.e. egress path, travel distance, etc.).
2. Electrical power is needed to perform surveillance and maintenance activities will not be de-energized. This includes routine travel path to conduct shift rounds.
3. Electrical power is needed to maintain proper HVAC in the building or room.
4. Removal of electrical power will create radiological protection issues.
5. Removal of electrical power will impact future deactivation activities.

Document Control Number: E-ESR-F-00061
Revision: 1

Building: 235-F
Date: 3/21/2013
Page: 127 of 191

ATTACHMENT C-Complete Summary of Circuits Evaluated

Room No.	Circuit Number	Circuit Type	Drawing Number	Non-Locked Rooms Lighting	Non-Locked Rooms Receptacle	Open Breaker Isolate?	Notes	Disposition and Criteria Met
1004	B-8	Receptacle	W146774	1004,	1004,	No		Energized, Room Meets Criteria 1, 2, 4
1004	H-7	Receptacle	E-DCF-F-02474		1004, 107F,	No		Energized, Room Meets Criteria 1, 2, 4
1004	H-7	Receptacle	Walk Down of Building		1004, 107F,	No	CAM	Energized, Room Meets Criteria 1, 2, 4
1004	K-7	Receptacle	W146774		1004,	No		Energized, Room Meets Criteria 1, 2, 4
1004	LP2-14	Receptacle	W146774		1003,1004,	No		Energized, Room Meets Criteria 1, 2, 4
1004	LP2-14	Receptacle	Walk Down of Building		1003,1004,	No		Energized, Room Meets Criteria 1, 2, 4
1005	A-15	Lighting	Panel Schedule			No		Energized, Room Meets Criteria 1, 2

Criteria

1. Electrical power is needed to comply with Life Safety requirements for the occupancy (i.e. egress path, travel distance, etc.).
2. Electrical power is needed to perform surveillance and maintenance activities will not be de-energized. This includes routine travel path to conduct shift rounds.
3. Electrical power is needed to maintain proper HVAC in the building or room.
4. Removal of electrical power will create radiological protection issues.
5. Removal of electrical power will impact future deactivation activities.

Document Control Number: E-ESR-F-00061
Revision: 1

Building: 235-F
Date: 3/21/2013
Page: 128 of 191

ATTACHMENT C-Complete Summary of Circuits Evaluated

Room No.	Circuit Number	Circuit Type	Drawing Number	Non-Locked Rooms Lighting	Non-Locked Rooms Receptacle	Open Breaker Isolate?	Notes	Disposition and Criteria Met
1005	A-15	Lighting	W146774			No		Energized, Room Meets Criteria 1, 2
1005	B-7	Lighting	W146774	1004,	1004,	No		Energized, Room Meets Criteria 1, 2
1005	A-15	Receptacle	W146774			No		Energized, Room Meets Criteria 1, 2
1005	E-14	Receptacle	Walk Down of Building			No		Energized, Room Meets Criteria 1, 2
1005	LP2-14	Receptacle	W146774		1003,1004,	No		Energized, Room Meets Criteria 1, 2
1005	LP2-14	Receptacle	Walk Down of Building		1003,1004,	No	Emergency Light	Energized, Room Meets Criteria 1, 2
1006	B-13	Lighting	Panel Schedule	1006, 1007,	106, 1006, 1007, 1008	No		Energized, Room Meets Criteria 1, 2

Criteria

1. Electrical power is needed to comply with Life Safety requirements for the occupancy (i.e. egress path, travel distance, etc.).
2. Electrical power is needed to perform surveillance and maintenance activities will not be de-energized. This includes routine travel path to conduct shift rounds.
3. Electrical power is needed to maintain proper HVAC in the building or room.
4. Removal of electrical power will create radiological protection issues.
5. Removal of electrical power will impact future deactivation activities.

Document Control Number: E-ESR-F-00061
Revision: 1

Building: 235-F
Date: 3/21/2013
Page: 129 of 191

ATTACHMENT C-Complete Summary of Circuits Evaluated

Room No.	Circuit Number	Circuit Type	Drawing Number	Non-Locked Rooms Lighting	Non-Locked Rooms Receptacle	Open Breaker Isolate?	Notes	Disposition and Criteria Met
1006	EE-15	Lighting	W146774	116, 1004, 1006, 1010, 107F, 207G,	1006,	No		Energized, Room Meets Criteria 1, 2
1006	B-13	Receptacle	Panel Schedule	1006, 1007,	106, 1006, 1007, 1008	No		Energized, Room Meets Criteria 1, 2
1006	B-13	Receptacle	W146774	1006, 1007,	106, 1006, 1007, 1008	No		Energized, Room Meets Criteria 1, 2
1006	EE-15	Receptacle	W146774	116, 1004, 1006, 1010, 107F, 207G,	1006,	No		Energized, Room Meets Criteria 1, 2
1007	B-13	Lighting	Panel Schedule	1006, 1007,	106, 1006, 1007, 1008	No		Energized, Room Meets Criteria 1, 2
1007	B-13	Lighting	W146774	1006, 1007,	106, 1006, 1007, 1008	No		Energized, Room Meets Criteria 1, 2

Criteria

1. Electrical power is needed to comply with Life Safety requirements for the occupancy (i.e. egress path, travel distance, etc.).
2. Electrical power is needed to perform surveillance and maintenance activities will not be de-energized. This includes routine travel path to conduct shift rounds.
3. Electrical power is needed to maintain proper HVAC in the building or room.
4. Removal of electrical power will create radiological protection issues.
5. Removal of electrical power will impact future deactivation activities.

Document Control Number: E-ESR-F-00061
Revision: 1

Building: 235-F
Date: 3/21/2013
Page: 130 of 191

ATTACHMENT C-Complete Summary of Circuits Evaluated

Room No.	Circuit Number	Circuit Type	Drawing Number	Non-Locked Rooms Lighting	Non-Locked Rooms Receptacle	Open Breaker Isolate?	Notes	Disposition and Criteria Met
1007	B-13	Receptacle	Panel Schedule	1006, 1007,	106, 1006, 1007, 1008	No		Energized, Room Meets Criteria 1, 2
1007	B-13	Receptacle	W146774	1006, 1007,	106, 1006, 1007, 1008	No		Energized, Room Meets Criteria 1, 2
1008	EE-7	Lighting	W146774	1002, 1008,	106, 1008,	No		Energized, Room Meets Criteria 1, 2
1008	B-13	Receptacle	W146774	1006, 1007,	106, 1006, 1007, 1008	No		Energized, Room Meets Criteria 1, 2
1008	EE-7	Receptacle	W146774	1002, 1008,	106, 1008,	No		Energized, Room Meets Criteria 1, 2
1009	EE-11	Lighting	W146776	103, 1003, 1009,		No		Energized, Room Meets Criteria 1

Criteria

1. Electrical power is needed to comply with Life Safety requirements for the occupancy (i.e. egress path, travel distance, etc.).
2. Electrical power is needed to perform surveillance and maintenance activities will not be de-energized. This includes routine travel path to conduct shift rounds.
3. Electrical power is needed to maintain proper HVAC in the building or room.
4. Removal of electrical power will create radiological protection issues.
5. Removal of electrical power will impact future deactivation activities.

Document Control Number: E-ESR-F-00061
Revision: 1

Building: 235-F
Date: 3/21/2013
Page: 131 of 191

ATTACHMENT C-Complete Summary of Circuits Evaluated

Room No.	Circuit Number	Circuit Type	Drawing Number	Non-Locked Rooms Lighting	Non-Locked Rooms Receptacle	Open Breaker Isolate?	Notes	Disposition and Criteria Met
1009	B-5	Receptacle	W146776	126, 131, 216, 1000, 1001, 1013, Stair 5	1009,	No		Energized, Room Meets Criteria 1
1010	EE-15	Lighting	W146774	116, 1004, 1006, 1010, 107F, 207G,	1006,	No		Energized, Room Meets Criteria 1, 2
1013	B-5	Lighting	W146776	126, 131, 216, 1000, 1001, 1013, Stair 5	1009,	No		Energized, Room Meets Criteria 1, 2
1013	EE-2	Lighting	W146776	135, 136, 152, 216, 1013,	106, 135,	No		Energized, Room Meets Criteria 1, 2
1013	EE-4	Lighting	W146776	156, 157, 216, 1013, Stair 3,	106, 157,	No		Energized, Room Meets Criteria 1, 2

Criteria

1. Electrical power is needed to comply with Life Safety requirements for the occupancy (i.e. egress path, travel distance, etc.).
2. Electrical power is needed to perform surveillance and maintenance activities will not be de-energized. This includes routine travel path to conduct shift rounds.
3. Electrical power is needed to maintain proper HVAC in the building or room.
4. Removal of electrical power will create radiological protection issues.
5. Removal of electrical power will impact future deactivation activities.

Document Control Number: E-ESR-F-00061
Revision: 1

Building: 235-F
Date: 3/21/2013
Page: 132 of 191

ATTACHMENT C-Complete Summary of Circuits Evaluated

Room No.	Circuit Number	Circuit Type	Drawing Number	Non-Locked Rooms Lighting	Non-Locked Rooms Receptacle	Open Breaker Isolate?	Notes	Disposition and Criteria Met
1013	B-14	Receptacle	W146776		156, 1013,	No		Energized, Room Meets Criteria 1, 2
1014							NO DOCUMENTED INFORMATION, WALKDOWN SHOWED 1 FLOURESCENT LIGHT, 2 INCANDESCENT LIGHTS AND 1 RECEPTACLE	Energized, Room Meets Criteria 1, 2
2000	D-1	Lighting	W146858	2006, 209, 2000, 2001, 2002, 2005, 2006, 2007, 2012, 2013,	2000, 2012,	No		Energized, Room Meets Criteria 1, 2, 4

Criteria

1. Electrical power is needed to comply with Life Safety requirements for the occupancy (i.e. egress path, travel distance, etc.).
2. Electrical power is needed to perform surveillance and maintenance activities will not be de-energized. This includes routine travel path to conduct shift rounds.
3. Electrical power is needed to maintain proper HVAC in the building or room.
4. Removal of electrical power will create radiological protection issues.
5. Removal of electrical power will impact future deactivation activities.

Document Control Number: E-ESR-F-00061
Revision: 1

Building: 235-F
Date: 3/21/2013
Page: 133 of 191

ATTACHMENT C-Complete Summary of Circuits Evaluated

Room No.	Circuit Number	Circuit Type	Drawing Number	Non-Locked Rooms Lighting	Non-Locked Rooms Receptacle	Open Breaker Isolate?	Notes	Disposition and Criteria Met
2000	D-6	Lighting	E-DCF-F-02474	209, 2000, 2001, 2002,		No		Energized, Room Meets Criteria 1, 2, 4
2000	D-6	Lighting	E-DCF-F-02655	209, 2000, 2001, 2002,		No		Energized, Room Meets Criteria 1, 2, 4
2000	D-6	Lighting	W146858	209, 2000, 2001, 2002,		No		Energized, Room Meets Criteria 1, 2, 4
2000	D-7	Lighting	E-DCF-F-02474	209, 2000, 2002,	2000	No		Energized, Room Meets Criteria 1, 2, 4
2000	D-7	Lighting	W146858	209, 2000, 2002,	2000	No		Energized, Room Meets Criteria 1, 2, 4
2000	D-9	Lighting	W146858	220, 221,	2000,	No		Energized, Room Meets Criteria 1, 2, 4

Criteria

1. Electrical power is needed to comply with Life Safety requirements for the occupancy (i.e. egress path, travel distance, etc.).
2. Electrical power is needed to perform surveillance and maintenance activities will not be de-energized. This includes routine travel path to conduct shift rounds.
3. Electrical power is needed to maintain proper HVAC in the building or room.
4. Removal of electrical power will create radiological protection issues.
5. Removal of electrical power will impact future deactivation activities.

Document Control Number: E-ESR-F-00061
Revision: 1

Building: 235-F
Date: 3/21/2013
Page: 134 of 191

ATTACHMENT C-Complete Summary of Circuits Evaluated

Room No.	Circuit Number	Circuit Type	Drawing Number	Non-Locked Rooms Lighting	Non-Locked Rooms Receptacle	Open Breaker Isolate?	Notes	Disposition and Criteria Met
2000	E-3	Lighting	W146858	235, 236,	2000, 2001, 2002, 2007, 2012, 2013,	No		Energized, Room Meets Criteria 1, 2, 4
2000	E-5	Lighting	W146858	209, 2000, 3005, 2006, Stair 5	Stair 5,	No		Energized, Room Meets Criteria 1, 2, 4
2000	D-1	Receptacle	W146858	2006, 209, 2000, 2001, 2002, 2005, 2006, 2007, 2012, 2013,	2000, 2012,	No		Energized, Room Meets Criteria 1, 2, 4
2000	D-13	Receptacle	Walk Down of Building		2000,	No		Energized, Room Meets Criteria 1, 2, 4
2000	D-19	Receptacle	Walk Down of Building		2000, 2002, 2006,	No		Energized, Room Meets Criteria 1, 2, 4

Criteria

1. Electrical power is needed to comply with Life Safety requirements for the occupancy (i.e. egress path, travel distance, etc.).
2. Electrical power is needed to perform surveillance and maintenance activities will not be de-energized. This includes routine travel path to conduct shift rounds.
3. Electrical power is needed to maintain proper HVAC in the building or room.
4. Removal of electrical power will create radiological protection issues.
5. Removal of electrical power will impact future deactivation activities.

Document Control Number: E-ESR-F-00061
Revision: 1

Building: 235-F
Date: 3/21/2013
Page: 135 of 191

ATTACHMENT C-Complete Summary of Circuits Evaluated

Room No.	Circuit Number	Circuit Type	Drawing Number	Non-Locked Rooms Lighting	Non-Locked Rooms Receptacle	Open Breaker Isolate?	Notes	Disposition and Criteria Met
2000	D-2	Receptacle	Walk Down of Building	209, 2002,	2000, 2007	No		Energized, Room Meets Criteria 1, 2, 4
2000	D-21	Receptacle	W146858		209, 2000, 2006,	No		Energized, Room Meets Criteria 1, 2, 4
2000	D-23	Receptacle	E-DCF-F-02474		2000, 2006, 2013,	No		Energized, Room Meets Criteria 1, 2, 4
2000	D-23	Receptacle	E-DCF-F-02655		2000, 2006, 2013,	No		Energized, Room Meets Criteria 1, 2, 4
2000	D-23	Receptacle	W146858		2000, 2006, 2013,	No		Energized, Room Meets Criteria 1, 2, 4
2000	D-23	Receptacle	Walk Down of Building		2000, 2006, 2013,	No		Energized, Room Meets Criteria 1, 2, 4
2000	D-4	Receptacle	W146858	209, 2001, 2002, 2006,	2000, 2010	No		Energized, Room Meets Criteria 1, 2, 4

Criteria

1. Electrical power is needed to comply with Life Safety requirements for the occupancy (i.e. egress path, travel distance, etc.).
2. Electrical power is needed to perform surveillance and maintenance activities will not be de-energized. This includes routine travel path to conduct shift rounds.
3. Electrical power is needed to maintain proper HVAC in the building or room.
4. Removal of electrical power will create radiological protection issues.
5. Removal of electrical power will impact future deactivation activities.

Document Control Number: E-ESR-F-00061
Revision: 1

Building: 235-F
Date: 3/21/2013
Page: 136 of 191

ATTACHMENT C-Complete Summary of Circuits Evaluated

Room No.	Circuit Number	Circuit Type	Drawing Number	Non-Locked Rooms Lighting	Non-Locked Rooms Receptacle	Open Breaker Isolate?	Notes	Disposition and Criteria Met
2000	D-4	Receptacle	Walk Down of Building	209, 2001, 2002, 2006,	2000, 2010	No	Emergency Light	Energized, Room Meets Criteria 1, 2, 4
2000	D-7	Receptacle	Walk Down of Building	209, 2000, 2002,	2000	No	Emergency Light	Energized, Room Meets Criteria 1, 2, 4
2000	J-7	Receptacle	E-DCF-F-02474		2000,	No		Energized, Room Meets Criteria 1, 2, 4
2000	K-13	Receptacle	E-DCF-F-02544		2000,	No		Energized, Room Meets Criteria 1, 2, 4
2000	K-18	Receptacle	E-DCF-F-02544		2000,	No		Energized, Room Meets Criteria 1, 2, 4
2000	K-18	Receptacle	W146858		2000,	No		Energized, Room Meets Criteria 1, 2, 4
2000	K-18	Receptacle	Walk Down of Building		2000,	No	CAM	Energized, Room Meets Criteria 1, 2, 4

Criteria

1. Electrical power is needed to comply with Life Safety requirements for the occupancy (i.e. egress path, travel distance, etc.).
2. Electrical power is needed to perform surveillance and maintenance activities will not be de-energized. This includes routine travel path to conduct shift rounds.
3. Electrical power is needed to maintain proper HVAC in the building or room.
4. Removal of electrical power will create radiological protection issues.
5. Removal of electrical power will impact future deactivation activities.

Document Control Number: E-ESR-F-00061
Revision: 1

Building: 235-F
Date: 3/21/2013
Page: 137 of 191

ATTACHMENT C-Complete Summary of Circuits Evaluated

Room No.	Circuit Number	Circuit Type	Drawing Number	Non-Locked Rooms Lighting	Non-Locked Rooms Receptacle	Open Breaker Isolate?	Notes	Disposition and Criteria Met
2000	K-5	Receptacle	W146858	Stair 5,	201, 2000, 2005, 2007, 2013,	No		Energized, Room Meets Criteria 1, 2, 4
2000	K-5	Receptacle	Walk Down of Building	Stair 5,	201, 2000, 2005, 2007, 2013,	No		Energized, Room Meets Criteria 1, 2, 4
2001	D-1	Lighting	W146858	2006, 209, 2000, 2001, 2002, 2005, 2006, 2007, 2012, 2013,	2000, 2012,	No		Energized, Room Meets Criteria 1, 2
2001	D-4	Lighting	W146858	209, 2001, 2002, 2006,	2000, 2010	No		Energized, Room Meets Criteria 1, 2
2001	D-5	Lighting	W146858	209, 2001,		No		Energized, Room Meets Criteria 1, 2

Criteria

1. Electrical power is needed to comply with Life Safety requirements for the occupancy (i.e. egress path, travel distance, etc.).
2. Electrical power is needed to perform surveillance and maintenance activities will not be de-energized. This includes routine travel path to conduct shift rounds.
3. Electrical power is needed to maintain proper HVAC in the building or room.
4. Removal of electrical power will create radiological protection issues.
5. Removal of electrical power will impact future deactivation activities.

Document Control Number: E-ESR-F-00061
Revision: 1

Building: 235-F
Date: 3/21/2013
Page: 138 of 191

ATTACHMENT C-Complete Summary of Circuits Evaluated

Room No.	Circuit Number	Circuit Type	Drawing Number	Non-Locked Rooms Lighting	Non-Locked Rooms Receptacle	Open Breaker Isolate?	Notes	Disposition and Criteria Met
2001	D-6	Lighting	W146858	209, 2000, 2001, 2002,		No		Energized, Room Meets Criteria 1, 2
2001	E-3	Lighting	W146858	235, 236,	2000, 2001, 2002, 2007, 2012, 2013,	No		Energized, Room Meets Criteria 1, 2
2002	D-1	Lighting	W146858	2006, 209, 2000, 2001, 2002, 2005, 2006, 2007, 2012, 2013,	2000, 2012,	No		Energized, Room Meets Criteria 1, 2
2002	D-2	Lighting	W146858	209, 2002,	2000, 2007	No		Energized, Room Meets Criteria 1, 2
2002	D-4	Lighting	W146858	209, 2001, 2002, 2006,	2000, 2010	No		Energized, Room Meets Criteria 1, 2

Criteria

1. Electrical power is needed to comply with Life Safety requirements for the occupancy (i.e. egress path, travel distance, etc.).
2. Electrical power is needed to perform surveillance and maintenance activities will not be de-energized. This includes routine travel path to conduct shift rounds.
3. Electrical power is needed to maintain proper HVAC in the building or room.
4. Removal of electrical power will create radiological protection issues.
5. Removal of electrical power will impact future deactivation activities.

Document Control Number: E-ESR-F-00061
Revision: 1

Building: 235-F
Date: 3/21/2013
Page: 139 of 191

ATTACHMENT C-Complete Summary of Circuits Evaluated

Room No.	Circuit Number	Circuit Type	Drawing Number	Non-Locked Rooms Lighting	Non-Locked Rooms Receptacle	Open Breaker Isolate?	Notes	Disposition and Criteria Met
2002	D-6	Lighting	W146858	209, 2000, 2001, 2002,		No		Energized, Room Meets Criteria 1, 2
2002	D-7	Lighting	W146858	209, 2000, 2002,	2000	No		Energized, Room Meets Criteria 1, 2
2002	E-3	Lighting	W146858	235, 236,	2000, 2001, 2002, 2007, 2012, 2013,	No		Energized, Room Meets Criteria 1, 2
2002	B-24	Receptacle	Panel Schedule	161,	1002, 2002,	No		Energized, Room Meets Criteria 1, 2
2002	D-19	Receptacle	Walk Down of Building		2000, 2002, 2006,	No		Energized, Room Meets Criteria 1, 2
2002	D-21	Receptacle	W146858		209, 2000, 2006,	No		Energized, Room Meets Criteria 1, 2

Criteria

1. Electrical power is needed to comply with Life Safety requirements for the occupancy (i.e. egress path, travel distance, etc.).
2. Electrical power is needed to perform surveillance and maintenance activities will not be de-energized. This includes routine travel path to conduct shift rounds.
3. Electrical power is needed to maintain proper HVAC in the building or room.
4. Removal of electrical power will create radiological protection issues.
5. Removal of electrical power will impact future deactivation activities.

Document Control Number: E-ESR-F-00061
Revision: 1

Building: 235-F
Date: 3/21/2013
Page: 140 of 191

ATTACHMENT C-Complete Summary of Circuits Evaluated

Room No.	Circuit Number	Circuit Type	Drawing Number	Non-Locked Rooms Lighting	Non-Locked Rooms Receptacle	Open Breaker Isolate?	Notes	Disposition and Criteria Met
2003	D-1	Lighting	W146858	2006, 209, 2000, 2001, 2002, 2005, 2006, 2007, 2012, 2013,	2000, 2012,	No		Energized, Room Meets Criteria 1, 2
2003	D-11	Lighting	Panel Schedule			No		Energized, Room Meets Criteria 1, 2
2003	D-11	Lighting	W146858			No		Energized, Room Meets Criteria 1, 2
2003	D-11	Lighting	Walk Down of Building			No		Energized, Room Meets Criteria 1, 2
2003	D-2	Lighting	E-DCF-F-02655	209, 2002,	2000, 2007	No		Energized, Room Meets Criteria 1, 2

Criteria

1. Electrical power is needed to comply with Life Safety requirements for the occupancy (i.e. egress path, travel distance, etc.).
2. Electrical power is needed to perform surveillance and maintenance activities will not be de-energized. This includes routine travel path to conduct shift rounds.
3. Electrical power is needed to maintain proper HVAC in the building or room.
4. Removal of electrical power will create radiological protection issues.
5. Removal of electrical power will impact future deactivation activities.

Document Control Number: E-ESR-F-00061
Revision: 1

Building: 235-F
Date: 3/21/2013
Page: 141 of 191

ATTACHMENT C-Complete Summary of Circuits Evaluated

Room No.	Circuit Number	Circuit Type	Drawing Number	Non-Locked Rooms Lighting	Non-Locked Rooms Receptacle	Open Breaker Isolate?	Notes	Disposition and Criteria Met
2003	E-3	Lighting	W146858	235, 236,	2000, 2001, 2002, 2007, 2012, 2013,	No		Energized, Room Meets Criteria 1, 2
2003	D-11	Receptacle	W146858			No		Energized, Room Meets Criteria 1, 2
2003	D-23	Receptacle	W146858		2000, 2006, 2013,	No		Energized, Room Meets Criteria 1, 2
2003	D-23	Receptacle	Walk Down of Building		2000, 2006, 2013,	No		Energized, Room Meets Criteria 1, 2
2004	D-11	Lighting	Panel Schedule			No		Energized, Room Meets Criteria 1, 2, 4
2004	D-11	Lighting	W146858			No		Energized, Room Meets Criteria 1, 2, 4

Criteria

1. Electrical power is needed to comply with Life Safety requirements for the occupancy (i.e. egress path, travel distance, etc.).
2. Electrical power is needed to perform surveillance and maintenance activities will not be de-energized. This includes routine travel path to conduct shift rounds.
3. Electrical power is needed to maintain proper HVAC in the building or room.
4. Removal of electrical power will create radiological protection issues.
5. Removal of electrical power will impact future deactivation activities.

Document Control Number: E-ESR-F-00061
Revision: 1

Building: 235-F
Date: 3/21/2013
Page: 142 of 191

ATTACHMENT C-Complete Summary of Circuits Evaluated

Room No.	Circuit Number	Circuit Type	Drawing Number	Non-Locked Rooms Lighting	Non-Locked Rooms Receptacle	Open Breaker Isolate?	Notes	Disposition and Criteria Met
2004	D-2	Lighting	W146858	209, 2002,	2000, 2007	No		Energized, Room Meets Criteria 1, 2, 4
2004	D-6	Lighting	E-DCF-F-02474	209, 2000, 2001, 2002,		No		Energized, Room Meets Criteria 1, 2, 4
2004	E-3	Lighting	W146858	235, 236,	2000, 2001, 2002, 2007, 2012, 2013,	No		Energized, Room Meets Criteria 1, 2, 4
2004	E-5	Lighting	W146858	209, 2000, 3005, 2006, Stair 5	Stair 5,	No		Energized, Room Meets Criteria 1, 2, 4
2004	LP1-10	Lighting	W146858			No		Energized, Room Meets Criteria 1, 2, 4
2004	LP1-11	Lighting	W146858			No		Energized, Room Meets Criteria 1, 2, 4

Criteria

1. Electrical power is needed to comply with Life Safety requirements for the occupancy (i.e. egress path, travel distance, etc.).
2. Electrical power is needed to perform surveillance and maintenance activities will not be de-energized. This includes routine travel path to conduct shift rounds.
3. Electrical power is needed to maintain proper HVAC in the building or room.
4. Removal of electrical power will create radiological protection issues.
5. Removal of electrical power will impact future deactivation activities.

Document Control Number: E-ESR-F-00061
Revision: 1

Building: 235-F
Date: 3/21/2013
Page: 143 of 191

ATTACHMENT C-Complete Summary of Circuits Evaluated

Room No.	Circuit Number	Circuit Type	Drawing Number	Non-Locked Rooms Lighting	Non-Locked Rooms Receptacle	Open Breaker Isolate?	Notes	Disposition and Criteria Met
2004	LP1-13	Lighting	W146858			No		Energized, Room Meets Criteria 1, 2, 4
2004	LP1-3	Lighting	W146858			No		Energized, Room Meets Criteria 1, 2, 4
2004	LP1-33	Lighting	W146858			No		Energized, Room Meets Criteria 1, 2, 4
2004	LP1-6	Lighting	W146858			No		Energized, Room Meets Criteria 1, 2, 4
2004	A-3	Receptacle	W146858			No		Energized, Room Meets Criteria 1, 2, 4

Criteria

1. Electrical power is needed to comply with Life Safety requirements for the occupancy (i.e. egress path, travel distance, etc.).
2. Electrical power is needed to perform surveillance and maintenance activities will not be de-energized. This includes routine travel path to conduct shift rounds.
3. Electrical power is needed to maintain proper HVAC in the building or room.
4. Removal of electrical power will create radiological protection issues.
5. Removal of electrical power will impact future deactivation activities.

Document Control Number: E-ESR-F-00061
Revision: 1

Building: 235-F
Date: 3/21/2013
Page: 144 of 191

ATTACHMENT C-Complete Summary of Circuits Evaluated

Room No.	Circuit Number	Circuit Type	Drawing Number	Non-Locked Rooms Lighting	Non-Locked Rooms Receptacle	Open Breaker Isolate?	Notes	Disposition and Criteria Met
2004	D-1	Receptacle	W146858	2006, 209, 2000, 2001, 2002, 2005, 2006, 2007, 2012, 2013,	2000, 2012,	No		Energized, Room Meets Criteria 1, 2, 4
2004	D-19	Receptacle	Walk Down of Building		2000, 2002, 2006,	No	CAM	Energized, Room Meets Criteria 1, 2, 4
2004	D-2	Receptacle	W146858	209, 2002,	2000, 2007	No		Energized, Room Meets Criteria 1, 2, 4
2004	D-21	Receptacle	W146858		209, 2000, 2006,	No		Energized, Room Meets Criteria 1, 2, 4
2004	D-21	Receptacle	Walk Down of Building		209, 2000, 2006,	No		Energized, Room Meets Criteria 1, 2, 4

Criteria

1. Electrical power is needed to comply with Life Safety requirements for the occupancy (i.e. egress path, travel distance, etc.).
2. Electrical power is needed to perform surveillance and maintenance activities will not be de-energized. This includes routine travel path to conduct shift rounds.
3. Electrical power is needed to maintain proper HVAC in the building or room.
4. Removal of electrical power will create radiological protection issues.
5. Removal of electrical power will impact future deactivation activities.

Document Control Number: E-ESR-F-00061
Revision: 1

Building: 235-F
Date: 3/21/2013
Page: 145 of 191

ATTACHMENT C-Complete Summary of Circuits Evaluated

Room No.	Circuit Number	Circuit Type	Drawing Number	Non-Locked Rooms Lighting	Non-Locked Rooms Receptacle	Open Breaker Isolate?	Notes	Disposition and Criteria Met
2004	D-23	Receptacle	Walk Down of Building		2000, 2006, 2013,	No		Energized, Room Meets Criteria 1, 2, 4
2004	D-6	Receptacle	E-DCF-F-02655	209, 2000, 2001, 2002,		No		Energized, Room Meets Criteria 1, 2, 4
2004	E-3	Receptacle	W146858	235, 236,	2000, 2001, 2002, 2007, 2012, 2013,	No		Energized, Room Meets Criteria 1, 2, 4
2004	LP1-12	Receptacle	W146858			No		Energized, Room Meets Criteria 1, 2, 4
2004	LP1-15	Receptacle	W146858			No		Energized, Room Meets Criteria 1, 2, 4
2004	LP1-33	Receptacle	W146858			No		Energized, Room Meets Criteria 1, 2, 4

Criteria

1. Electrical power is needed to comply with Life Safety requirements for the occupancy (i.e. egress path, travel distance, etc.).
2. Electrical power is needed to perform surveillance and maintenance activities will not be de-energized. This includes routine travel path to conduct shift rounds.
3. Electrical power is needed to maintain proper HVAC in the building or room.
4. Removal of electrical power will create radiological protection issues.
5. Removal of electrical power will impact future deactivation activities.

Document Control Number: E-ESR-F-00061
Revision: 1

Building: 235-F
Date: 3/21/2013
Page: 146 of 191

ATTACHMENT C-Complete Summary of Circuits Evaluated

Room No.	Circuit Number	Circuit Type	Drawing Number	Non-Locked Rooms Lighting	Non-Locked Rooms Receptacle	Open Breaker Isolate?	Notes	Disposition and Criteria Met
2004	LP1-33	Receptacle	Walk Down of Building			No		Energized, Room Meets Criteria 1, 2, 4
2004	LP1-40	Receptacle	W146858			No		Energized, Room Meets Criteria 1, 2, 4
2004	LP1-40	Receptacle	Walk Down of Building			No		Energized, Room Meets Criteria 1, 2, 4
2004	LP1-41	Receptacle	Walk Down of Building			No		Energized, Room Meets Criteria 1, 2, 4
2004	LP1-42	Receptacle	Walk Down of Building			No		Energized, Room Meets Criteria 1, 2, 4

Criteria

1. Electrical power is needed to comply with Life Safety requirements for the occupancy (i.e. egress path, travel distance, etc.).
2. Electrical power is needed to perform surveillance and maintenance activities will not be de-energized. This includes routine travel path to conduct shift rounds.
3. Electrical power is needed to maintain proper HVAC in the building or room.
4. Removal of electrical power will create radiological protection issues.
5. Removal of electrical power will impact future deactivation activities.

Document Control Number: E-ESR-F-00061
Revision: 1

Building: 235-F
Date: 3/21/2013
Page: 147 of 191

ATTACHMENT C-Complete Summary of Circuits Evaluated

Room No.	Circuit Number	Circuit Type	Drawing Number	Non-Locked Rooms Lighting	Non-Locked Rooms Receptacle	Open Breaker Isolate?	Notes	Disposition and Criteria Met
2005	D-1	Lighting	W146858	2006, 209, 2000, 2001, 2002, 2005, 2006, 2007, 2012, 2013,	2000, 2012,	No		Energized, Room Meets Criteria 1, 2
2005	D-3	Lighting	W146858	209, 2005, 2007,		No		Energized, Room Meets Criteria 1, 2
2005	E-5	Lighting	W146858	209, 2000, 3005, 2006, Stair 5	Stair 5,	No		Energized, Room Meets Criteria 1, 2
2005	K-5	Receptacle	W146858	Stair 5,	201, 2000, 2005, 2007, 2013,	No		Energized, Room Meets Criteria 1, 2
2005	K-5	Receptacle	Walk Down of Building	Stair 5,	201, 2000, 2005, 2007, 2013,	No		Energized, Room Meets Criteria 1, 2

Criteria

1. Electrical power is needed to comply with Life Safety requirements for the occupancy (i.e. egress path, travel distance, etc.).
2. Electrical power is needed to perform surveillance and maintenance activities will not be de-energized. This includes routine travel path to conduct shift rounds.
3. Electrical power is needed to maintain proper HVAC in the building or room.
4. Removal of electrical power will create radiological protection issues.
5. Removal of electrical power will impact future deactivation activities.

Document Control Number: E-ESR-F-00061
Revision: 1

Building: 235-F
Date: 3/21/2013
Page: 148 of 191

ATTACHMENT C-Complete Summary of Circuits Evaluated

Room No.	Circuit Number	Circuit Type	Drawing Number	Non-Locked Rooms Lighting	Non-Locked Rooms Receptacle	Open Breaker Isolate?	Notes	Disposition and Criteria Met
2006	D-1	Lighting	W146858	2006, 209, 2000, 2001, 2002, 2005, 2006, 2007, 2012, 2013,	2000, 2012,	No		Energized, Room Meets Criteria 1, 2
2006	D-1	Lighting	W146858	2006, 209, 2000, 2001, 2002, 2005, 2006, 2007, 2012, 2013,	2000, 2012,	No		Energized, Room Meets Criteria 1, 2
2006	D-4	Lighting	E-DCF-F-02474	209, 2001, 2002, 2006,	2000, 2010	No		Energized, Room Meets Criteria 1, 2
2006	E-5	Lighting	W146858	209, 2000, 3005, 2006, Stair 5	Stair 5,	No		Energized, Room Meets Criteria 1, 2

Criteria

1. Electrical power is needed to comply with Life Safety requirements for the occupancy (i.e. egress path, travel distance, etc.).
2. Electrical power is needed to perform surveillance and maintenance activities will not be de-energized. This includes routine travel path to conduct shift rounds.
3. Electrical power is needed to maintain proper HVAC in the building or room.
4. Removal of electrical power will create radiological protection issues.
5. Removal of electrical power will impact future deactivation activities.

Document Control Number: E-ESR-F-00061
Revision: 1

Building: 235-F
Date: 3/21/2013
Page: 149 of 191

ATTACHMENT C-Complete Summary of Circuits Evaluated

Room No.	Circuit Number	Circuit Type	Drawing Number	Non-Locked Rooms Lighting	Non-Locked Rooms Receptacle	Open Breaker Isolate?	Notes	Disposition and Criteria Met
2006	D-19	Receptacle	Walk Down of Building		2000, 2002, 2006,	No	Emergency Light	Energized, Room Meets Criteria 1, 2
2006	D-21	Receptacle	W146858		209, 2000, 2006,	No		Energized, Room Meets Criteria 1, 2
2006	D-23	Receptacle	E-DCF-F-02474		2000, 2006, 2013,	No		Energized, Room Meets Criteria 1, 2
2006	K-4	Receptacle	W146858		103, 116, 2006,	No		Energized, Room Meets Criteria 1, 2
2006	K-4	Receptacle	Walk Down of Building		103, 116, 2006,	No		Energized, Room Meets Criteria 1, 2
2007	C-17	Lighting	W146857	2007,	202, 2007,	No		Energized, Room Meets Criteria 1, 2
2007	C-4	Lighting	Panel Schedule	2007,		No		Energized, Room Meets Criteria 1, 2

Criteria

1. Electrical power is needed to comply with Life Safety requirements for the occupancy (i.e. egress path, travel distance, etc.).
2. Electrical power is needed to perform surveillance and maintenance activities will not be de-energized. This includes routine travel path to conduct shift rounds.
3. Electrical power is needed to maintain proper HVAC in the building or room.
4. Removal of electrical power will create radiological protection issues.
5. Removal of electrical power will impact future deactivation activities.

Document Control Number: E-ESR-F-00061
Revision: 1

Building: 235-F
Date: 3/21/2013
Page: 150 of 191

ATTACHMENT C-Complete Summary of Circuits Evaluated

Room No.	Circuit Number	Circuit Type	Drawing Number	Non-Locked Rooms Lighting	Non-Locked Rooms Receptacle	Open Breaker Isolate?	Notes	Disposition and Criteria Met
2007	C-4	Lighting	W146857	2007,		No		Energized, Room Meets Criteria 1, 2
2007	C-6	Lighting	Panel Schedule	2007,		No		Energized, Room Meets Criteria 1, 2
2007	C-6	Lighting	W146857	2007,		No		Energized, Room Meets Criteria 1, 2
2007	C-8	Lighting	Panel Schedule	2007,		No		Energized, Room Meets Criteria 1, 2
2007	C-8	Lighting	W146857	2007,		No		Energized, Room Meets Criteria 1, 2

Criteria

1. Electrical power is needed to comply with Life Safety requirements for the occupancy (i.e. egress path, travel distance, etc.).
2. Electrical power is needed to perform surveillance and maintenance activities will not be de-energized. This includes routine travel path to conduct shift rounds.
3. Electrical power is needed to maintain proper HVAC in the building or room.
4. Removal of electrical power will create radiological protection issues.
5. Removal of electrical power will impact future deactivation activities.

Document Control Number: E-ESR-F-00061
Revision: 1

Building: 235-F
Date: 3/21/2013
Page: 151 of 191

ATTACHMENT C-Complete Summary of Circuits Evaluated

Room No.	Circuit Number	Circuit Type	Drawing Number	Non-Locked Rooms Lighting	Non-Locked Rooms Receptacle	Open Breaker Isolate?	Notes	Disposition and Criteria Met
2007	D-1	Lighting	W146857	2006, 209, 2000, 2001, 2002, 2005, 2006, 2007, 2012, 2013,	2000, 2012,	No		Energized, Room Meets Criteria 1, 2
2007	D-3	Lighting	W146857	209, 2005, 2007,		No		Energized, Room Meets Criteria 1, 2
2007	E-3	Lighting	E-DCF-F-02474	235, 236,	2000, 2001, 2002, 2007, 2012, 2013,	No		Energized, Room Meets Criteria 1, 2
2007	E-3	Lighting	M-DCF-F-03821	235, 236,	2000, 2001, 2002, 2007, 2012, 2013,	No		Energized, Room Meets Criteria 1, 2

Criteria

1. Electrical power is needed to comply with Life Safety requirements for the occupancy (i.e. egress path, travel distance, etc.).
2. Electrical power is needed to perform surveillance and maintenance activities will not be de-energized. This includes routine travel path to conduct shift rounds.
3. Electrical power is needed to maintain proper HVAC in the building or room.
4. Removal of electrical power will create radiological protection issues.
5. Removal of electrical power will impact future deactivation activities.

Document Control Number: E-ESR-F-00061
Revision: 1

Building: 235-F
Date: 3/21/2013
Page: 152 of 191

ATTACHMENT C-Complete Summary of Circuits Evaluated

Room No.	Circuit Number	Circuit Type	Drawing Number	Non-Locked Rooms Lighting	Non-Locked Rooms Receptacle	Open Breaker Isolate?	Notes	Disposition and Criteria Met
2007	E-3	Lighting	W146857	235, 236,	2000, 2001, 2002, 2007, 2012, 2013,	No		Energized, Room Meets Criteria 1, 2
2007	E-6	Lighting	W146857	202, 209, 2007, 202A,		No		Energized, Room Meets Criteria 1, 2
2007	C-17	Receptacle	Panel Schedule	2007,	202, 2007,	No		Energized, Room Meets Criteria 1, 2
2007	D-2	Receptacle	W146857	209, 2002,	2000, 2007	No		Energized, Room Meets Criteria 1, 2
2007	EPP-7	Receptacle	Walk Down of Building		2007,	No		Energized, Room Meets Criteria 1, 2
2007	K-20	Receptacle	E-DCF-F-02544		2007, 2009	No	E. Wall	Energized, Room Meets Criteria 1, 2

Criteria

1. Electrical power is needed to comply with Life Safety requirements for the occupancy (i.e. egress path, travel distance, etc.).
2. Electrical power is needed to perform surveillance and maintenance activities will not be de-energized. This includes routine travel path to conduct shift rounds.
3. Electrical power is needed to maintain proper HVAC in the building or room.
4. Removal of electrical power will create radiological protection issues.
5. Removal of electrical power will impact future deactivation activities.

Document Control Number: E-ESR-F-00061
Revision: 1

Building: 235-F
Date: 3/21/2013
Page: 153 of 191

ATTACHMENT C-Complete Summary of Circuits Evaluated

Room No.	Circuit Number	Circuit Type	Drawing Number	Non-Locked Rooms Lighting	Non-Locked Rooms Receptacle	Open Breaker Isolate?	Notes	Disposition and Criteria Met
2007	K-20	Receptacle	W146857		2007, 2009	No		Energized, Room Meets Criteria 1, 2
2007	K-20	Receptacle	Walk Down of Building		2007, 2009	No	CAM	Energized, Room Meets Criteria 1, 2
2007	K-5	Receptacle	Walk Down of Building	Stair 5,	201, 2000, 2005, 2007, 2013,	No		Energized, Room Meets Criteria 1, 2
2008	D-1	Lighting	E-DCF-F-02655	2006, 209, 2000, 2001, 2002, 2005, 2006, 2007, 2012, 2013,	2000, 2012,	No		Energized, Room Meets Criteria 1, 2

Criteria

1. Electrical power is needed to comply with Life Safety requirements for the occupancy (i.e. egress path, travel distance, etc.).
2. Electrical power is needed to perform surveillance and maintenance activities will not be de-energized. This includes routine travel path to conduct shift rounds.
3. Electrical power is needed to maintain proper HVAC in the building or room.
4. Removal of electrical power will create radiological protection issues.
5. Removal of electrical power will impact future deactivation activities.

Document Control Number: E-ESR-F-00061
Revision: 1

Building: 235-F
Date: 3/21/2013
Page: 154 of 191

ATTACHMENT C-Complete Summary of Circuits Evaluated

Room No.	Circuit Number	Circuit Type	Drawing Number	Non-Locked Rooms Lighting	Non-Locked Rooms Receptacle	Open Breaker Isolate?	Notes	Disposition and Criteria Met
2008	D-1	Lighting	W146858	2006, 209, 2000, 2001, 2002, 2005, 2006, 2007, 2012, 2013,	2000, 2012,	No		Energized, Room Meets Criteria 1, 2
2008	D-1	Lighting	Walk Down of Building	2006, 209, 2000, 2001, 2002, 2005, 2006, 2007, 2012, 2013,	2000, 2012,	No		Energized, Room Meets Criteria 1, 2
2008	D-2	Lighting	Walk Down of Building	209, 2002,	2000, 2007	No		Energized, Room Meets Criteria 1, 2
2008	D-3	Lighting	Walk Down of Building	209, 2005, 2007,		No		Energized, Room Meets Criteria 1, 2

Criteria

1. Electrical power is needed to comply with Life Safety requirements for the occupancy (i.e. egress path, travel distance, etc.).
2. Electrical power is needed to perform surveillance and maintenance activities will not be de-energized. This includes routine travel path to conduct shift rounds.
3. Electrical power is needed to maintain proper HVAC in the building or room.
4. Removal of electrical power will create radiological protection issues.
5. Removal of electrical power will impact future deactivation activities.

Document Control Number: E-ESR-F-00061
Revision: 1

Building: 235-F
Date: 3/21/2013
Page: 155 of 191

ATTACHMENT C-Complete Summary of Circuits Evaluated

Room No.	Circuit Number	Circuit Type	Drawing Number	Non-Locked Rooms Lighting	Non-Locked Rooms Receptacle	Open Breaker Isolate?	Notes	Disposition and Criteria Met
2008	D-4	Lighting	E-DCF-F-02655	209, 2001, 2002, 2006,	2000, 2010	No		Energized, Room Meets Criteria 1, 2
2008	D-4	Lighting	W146858	209, 2001, 2002, 2006,	2000, 2010	No		Energized, Room Meets Criteria 1, 2
2008	D-4	Lighting	Walk Down of Building	209, 2001, 2002, 2006,	2000, 2010	No		Energized, Room Meets Criteria 1, 2
2008	D-5	Lighting	W146858	209, 2001,		No		Energized, Room Meets Criteria 1, 2
2008	D-9	Lighting	W146858	220, 221,	2000,	No		Energized, Room Meets Criteria 1, 2
2008	E-3	Lighting	E-DCF-F-02474	235, 236,	2000, 2001, 2002, 2007, 2012, 2013,	No		Energized, Room Meets Criteria 1, 2

Criteria

1. Electrical power is needed to comply with Life Safety requirements for the occupancy (i.e. egress path, travel distance, etc.).
2. Electrical power is needed to perform surveillance and maintenance activities will not be de-energized. This includes routine travel path to conduct shift rounds.
3. Electrical power is needed to maintain proper HVAC in the building or room.
4. Removal of electrical power will create radiological protection issues.
5. Removal of electrical power will impact future deactivation activities.

Document Control Number: E-ESR-F-00061
Revision: 1

Building: 235-F
Date: 3/21/2013
Page: 156 of 191

ATTACHMENT C-Complete Summary of Circuits Evaluated

Room No.	Circuit Number	Circuit Type	Drawing Number	Non-Locked Rooms Lighting	Non-Locked Rooms Receptacle	Open Breaker Isolate?	Notes	Disposition and Criteria Met
2008	E-3	Lighting	M-DCF-F-03821	235, 236,	2000, 2001, 2002, 2007, 2012, 2013,	No		Energized, Room Meets Criteria 1, 2
2008	E-3	Lighting	W146858	235, 236,	2000, 2001, 2002, 2007, 2012, 2013,	No		Energized, Room Meets Criteria 1, 2
2008	D-1	Receptacle	W146858	2006, 209, 2000, 2001, 2002, 2005, 2006, 2007, 2012, 2013,	2000, 2012,	No		Energized, Room Meets Criteria 1, 2
2008	D-1	Receptacle	Walk Down of Building	2006, 209, 2000, 2001, 2002, 2005, 2006, 2007, 2012, 2013,	2000, 2012,	No		Energized, Room Meets Criteria 1, 2

Criteria

1. Electrical power is needed to comply with Life Safety requirements for the occupancy (i.e. egress path, travel distance, etc.).
2. Electrical power is needed to perform surveillance and maintenance activities will not be de-energized. This includes routine travel path to conduct shift rounds.
3. Electrical power is needed to maintain proper HVAC in the building or room.
4. Removal of electrical power will create radiological protection issues.
5. Removal of electrical power will impact future deactivation activities.

Document Control Number: E-ESR-F-00061
Revision: 1

Building: 235-F
Date: 3/21/2013
Page: 157 of 191

ATTACHMENT C-Complete Summary of Circuits Evaluated

Room No.	Circuit Number	Circuit Type	Drawing Number	Non-Locked Rooms Lighting	Non-Locked Rooms Receptacle	Open Breaker Isolate?	Notes	Disposition and Criteria Met
2008	D-19	Receptacle	Walk Down of Building		2000, 2002, 2006,	No		Energized, Room Meets Criteria 1, 2
2008	D-21	Receptacle	W146858		209, 2000, 2006,	No		Energized, Room Meets Criteria 1, 2
2008	D-23	Receptacle	E-DCF-F-02655		2000, 2006, 2013,	No		Energized, Room Meets Criteria 1, 2
2008	D-23	Receptacle	W146858		2000, 2006, 2013,	No		Energized, Room Meets Criteria 1, 2
2008	D-23	Receptacle	Walk Down of Building		2000, 2006, 2013,	No		Energized, Room Meets Criteria 1, 2
2008	D-3	Receptacle	W146858	209, 2005, 2007,		No		Energized, Room Meets Criteria 1, 2
2008	D-4	Receptacle	W146858	209, 2001, 2002, 2006,	2000, 2010	No		Energized, Room Meets Criteria 1, 2

Criteria

1. Electrical power is needed to comply with Life Safety requirements for the occupancy (i.e. egress path, travel distance, etc.).
2. Electrical power is needed to perform surveillance and maintenance activities will not be de-energized. This includes routine travel path to conduct shift rounds.
3. Electrical power is needed to maintain proper HVAC in the building or room.
4. Removal of electrical power will create radiological protection issues.
5. Removal of electrical power will impact future deactivation activities.

Document Control Number: E-ESR-F-00061
Revision: 1

Building: 235-F
Date: 3/21/2013
Page: 158 of 191

ATTACHMENT C-Complete Summary of Circuits Evaluated

Room No.	Circuit Number	Circuit Type	Drawing Number	Non-Locked Rooms Lighting	Non-Locked Rooms Receptacle	Open Breaker Isolate?	Notes	Disposition and Criteria Met
2008	K-20	Receptacle	E-DCF-F-02544		2007, 2009	No	E. Wall	Energized, Room Meets Criteria 1, 2
2008	K-20	Receptacle	E-DCF-F-02544		2007, 2009	No	W. Wall	Energized, Room Meets Criteria 1, 2
2008	K-20	Receptacle	W146858		2007, 2009	No		Energized, Room Meets Criteria 1, 2
2008	K-20	Receptacle	Walk Down of Building		2007, 2009	No		Energized, Room Meets Criteria 1, 2
2009	D-3	Lighting	E-DCF-F-02474	209, 2005, 2007,		No		Energized, Room Meets Criteria 1, 2
2009	D-3	Lighting	E-DCF-F-02655	209, 2005, 2007,		No		Energized, Room Meets Criteria 1, 2
2009	D-3	Lighting	W146858	209, 2005, 2007,		No		Energized, Room Meets Criteria 1, 2

Criteria

1. Electrical power is needed to comply with Life Safety requirements for the occupancy (i.e. egress path, travel distance, etc.).
2. Electrical power is needed to perform surveillance and maintenance activities will not be de-energized. This includes routine travel path to conduct shift rounds.
3. Electrical power is needed to maintain proper HVAC in the building or room.
4. Removal of electrical power will create radiological protection issues.
5. Removal of electrical power will impact future deactivation activities.

Document Control Number: E-ESR-F-00061
Revision: 1

Building: 235-F
Date: 3/21/2013
Page: 159 of 191

ATTACHMENT C-Complete Summary of Circuits Evaluated

Room No.	Circuit Number	Circuit Type	Drawing Number	Non-Locked Rooms Lighting	Non-Locked Rooms Receptacle	Open Breaker Isolate?	Notes	Disposition and Criteria Met
2009	D-3	Lighting	Walk Down of Building	209, 2005, 2007,		No		Energized, Room Meets Criteria 1, 2
2009	D-4	Lighting	E-DCF-F-02474	209, 2001, 2002, 2006,	2000, 2010	No		Energized, Room Meets Criteria 1, 2
2009	D-4	Lighting	E-DCF-F-02655	209, 2001, 2002, 2006,	2000, 2010	No		Energized, Room Meets Criteria 1, 2
2009	D-4	Lighting	Walk Down of Building	209, 2001, 2002, 2006,	2000, 2010	No		Energized, Room Meets Criteria 1, 2
2009	D-5	Lighting	E-DCF-F-02474	209, 2001,		No		Energized, Room Meets Criteria 1, 2
2009	D-5	Lighting	E-DCF-F-02655	209, 2001,		No		Energized, Room Meets Criteria 1, 2
2009	D-5	Lighting	W146858	209, 2001,		No		Energized, Room Meets Criteria 1, 2

Criteria

1. Electrical power is needed to comply with Life Safety requirements for the occupancy (i.e. egress path, travel distance, etc.).
2. Electrical power is needed to perform surveillance and maintenance activities will not be de-energized. This includes routine travel path to conduct shift rounds.
3. Electrical power is needed to maintain proper HVAC in the building or room.
4. Removal of electrical power will create radiological protection issues.
5. Removal of electrical power will impact future deactivation activities.

Document Control Number: E-ESR-F-00061
Revision: 1

Building: 235-F
Date: 3/21/2013
Page: 160 of 191

ATTACHMENT C-Complete Summary of Circuits Evaluated

Room No.	Circuit Number	Circuit Type	Drawing Number	Non-Locked Rooms Lighting	Non-Locked Rooms Receptacle	Open Breaker Isolate?	Notes	Disposition and Criteria Met
2009	D-5	Lighting	Walk Down of Building	209, 2001,		No		Energized, Room Meets Criteria 1, 2
2009	E-3	Lighting	E-DCF-F-02474	235, 236,	2000, 2001, 2002, 2007, 2012, 2013,	No		Energized, Room Meets Criteria 1, 2
2009	E-3	Lighting	M-DCF-F-03821	235, 236,	2000, 2001, 2002, 2007, 2012, 2013,	No		Energized, Room Meets Criteria 1, 2
2009	E-3	Lighting	W146858	235, 236,	2000, 2001, 2002, 2007, 2012, 2013,	No		Energized, Room Meets Criteria 1, 2
2009	E-5	Lighting	W146858	209, 2000, 3005, 2006, Stair 5	Stair 5,	No		Energized, Room Meets Criteria 1, 2

Criteria

1. Electrical power is needed to comply with Life Safety requirements for the occupancy (i.e. egress path, travel distance, etc.).
2. Electrical power is needed to perform surveillance and maintenance activities will not be de-energized. This includes routine travel path to conduct shift rounds.
3. Electrical power is needed to maintain proper HVAC in the building or room.
4. Removal of electrical power will create radiological protection issues.
5. Removal of electrical power will impact future deactivation activities.

Document Control Number: E-ESR-F-00061
Revision: 1

Building: 235-F
Date: 3/21/2013
Page: 161 of 191

ATTACHMENT C-Complete Summary of Circuits Evaluated

Room No.	Circuit Number	Circuit Type	Drawing Number	Non-Locked Rooms Lighting	Non-Locked Rooms Receptacle	Open Breaker Isolate?	Notes	Disposition and Criteria Met
2009	B-11	Receptacle	Walk Down of Building	1003,	1003,	No		Energized, Room Meets Criteria 1, 2
2009	D-1	Receptacle	W146858	2006, 209, 2000, 2001, 2002, 2005, 2006, 2007, 2012, 2013,	2000, 2012,	No		Energized, Room Meets Criteria 1, 2
2009	D-19	Receptacle	Walk Down of Building		2000, 2002, 2006,	No		Energized, Room Meets Criteria 1, 2
2009	D-21	Receptacle	W146858		209, 2000, 2006,	No		Energized, Room Meets Criteria 1, 2
2009	D-23	Receptacle	E-DCF-F-02655		2000, 2006, 2013,	No		Energized, Room Meets Criteria 1, 2

Criteria

1. Electrical power is needed to comply with Life Safety requirements for the occupancy (i.e. egress path, travel distance, etc.).
2. Electrical power is needed to perform surveillance and maintenance activities will not be de-energized. This includes routine travel path to conduct shift rounds.
3. Electrical power is needed to maintain proper HVAC in the building or room.
4. Removal of electrical power will create radiological protection issues.
5. Removal of electrical power will impact future deactivation activities.

Document Control Number: E-ESR-F-00061
Revision: 1

Building: 235-F
Date: 3/21/2013
Page: 162 of 191

ATTACHMENT C-Complete Summary of Circuits Evaluated

Room No.	Circuit Number	Circuit Type	Drawing Number	Non-Locked Rooms Lighting	Non-Locked Rooms Receptacle	Open Breaker Isolate?	Notes	Disposition and Criteria Met
2009	D-23	Receptacle	W146858		2000, 2006, 2013,	No		Energized, Room Meets Criteria 1, 2
2009	D-23	Receptacle	Walk Down of Building		2000, 2006, 2013,	No		Energized, Room Meets Criteria 1, 2
2009	D-3	Receptacle	W146858	209, 2005, 2007,		No		Energized, Room Meets Criteria 1, 2
2009	D-5	Receptacle	W146858	209, 2001,		No		Energized, Room Meets Criteria 1, 2
2009	K-20	Receptacle	W146858		2007, 2009	No		Energized, Room Meets Criteria 1, 2
2009	K-20	Receptacle	Walk Down of Building		2007, 2009	No		Energized, Room Meets Criteria 1, 2
2009	LP2-23	Receptacle	Walk Down of Building			No		Energized, Room Meets Criteria 1, 2

Criteria

1. Electrical power is needed to comply with Life Safety requirements for the occupancy (i.e. egress path, travel distance, etc.).
2. Electrical power is needed to perform surveillance and maintenance activities will not be de-energized. This includes routine travel path to conduct shift rounds.
3. Electrical power is needed to maintain proper HVAC in the building or room.
4. Removal of electrical power will create radiological protection issues.
5. Removal of electrical power will impact future deactivation activities.

Document Control Number: E-ESR-F-00061
Revision: 1

Building: 235-F
Date: 3/21/2013
Page: 163 of 191

ATTACHMENT C-Complete Summary of Circuits Evaluated

Room No.	Circuit Number	Circuit Type	Drawing Number	Non-Locked Rooms Lighting	Non-Locked Rooms Receptacle	Open Breaker Isolate?	Notes	Disposition and Criteria Met
2010	D-3	Lighting	W146858	209, 2005, 2007,		No		Energized, Room Meets Criteria 1, 2, 4
2010	D-4	Lighting	W146858	209, 2001, 2002, 2006,	2000, 2010	No		Energized, Room Meets Criteria 1, 2, 4
2010	E-3	Lighting	E-DCF-F-02474	235, 236,	2000, 2001, 2002, 2007, 2012, 2013,	No		Energized, Room Meets Criteria 1, 2, 4
2010	E-5	Lighting	E-DCF-F-02474	209, 2000, 3005, 2006, Stair 5	Stair 5,	No		Energized, Room Meets Criteria 1, 2, 4
2010	E-5	Lighting	M-DCF-F-03821	209, 2000, 3005, 2006, Stair 5	Stair 5,	No		Energized, Room Meets Criteria 1, 2, 4
2010	E-5	Lighting	W146858	209, 2000, 3005, 2006, Stair 5	Stair 5,	No		Energized, Room Meets Criteria 1, 2, 4

Criteria

1. Electrical power is needed to comply with Life Safety requirements for the occupancy (i.e. egress path, travel distance, etc.).
2. Electrical power is needed to perform surveillance and maintenance activities will not be de-energized. This includes routine travel path to conduct shift rounds.
3. Electrical power is needed to maintain proper HVAC in the building or room.
4. Removal of electrical power will create radiological protection issues.
5. Removal of electrical power will impact future deactivation activities.

Document Control Number: E-ESR-F-00061
Revision: 1

Building: 235-F
Date: 3/21/2013
Page: 164 of 191

ATTACHMENT C-Complete Summary of Circuits Evaluated

Room No.	Circuit Number	Circuit Type	Drawing Number	Non-Locked Rooms Lighting	Non-Locked Rooms Receptacle	Open Breaker Isolate?	Notes	Disposition and Criteria Met
2010	D-21	Receptacle	W146858		209, 2000, 2006,	No		Energized, Room Meets Criteria 1, 2, 4
2010	D-23	Receptacle	W146858		2000, 2006, 2013,	No		Energized, Room Meets Criteria 1, 2, 4
2010	D-4	Receptacle	W146858	209, 2001, 2002, 2006,	2000, 2010	No		Energized, Room Meets Criteria 1, 2, 4
2010	D-5	Receptacle	W146858	209, 2001,		No		Energized, Room Meets Criteria 1, 2, 4
2011	D-1	Lighting	E-DCF-F-02474	2006, 209, 2000, 2001, 2002, 2005, 2006, 2007, 2012, 2013,	2000, 2012,	No		Energized, Room Meets Criteria 1, 2

Criteria

1. Electrical power is needed to comply with Life Safety requirements for the occupancy (i.e. egress path, travel distance, etc.).
2. Electrical power is needed to perform surveillance and maintenance activities will not be de-energized. This includes routine travel path to conduct shift rounds.
3. Electrical power is needed to maintain proper HVAC in the building or room.
4. Removal of electrical power will create radiological protection issues.
5. Removal of electrical power will impact future deactivation activities.

Document Control Number: E-ESR-F-00061
Revision: 1

Building: 235-F
Date: 3/21/2013
Page: 165 of 191

ATTACHMENT C-Complete Summary of Circuits Evaluated

Room No.	Circuit Number	Circuit Type	Drawing Number	Non-Locked Rooms Lighting	Non-Locked Rooms Receptacle	Open Breaker Isolate?	Notes	Disposition and Criteria Met
2011	D-1	Lighting	Walk Down of Building	2006, 209, 2000, 2001, 2002, 2005, 2006, 2007, 2012, 2013,	2000, 2012,	No		Energized, Room Meets Criteria 1, 2
2011	D-16	Lighting	W146858		220, 2011	No		Energized, Room Meets Criteria 1, 2
2011	E-3	Lighting	E-DCF-F-02474	235, 236,	2000, 2001, 2002, 2007, 2012, 2013,	No		Energized, Room Meets Criteria 1, 2
2011	E-3	Lighting	M-DCF-F-03821	235, 236,	2000, 2001, 2002, 2007, 2012, 2013,	No		Energized, Room Meets Criteria 1, 2

Criteria

1. Electrical power is needed to comply with Life Safety requirements for the occupancy (i.e. egress path, travel distance, etc.).
2. Electrical power is needed to perform surveillance and maintenance activities will not be de-energized. This includes routine travel path to conduct shift rounds.
3. Electrical power is needed to maintain proper HVAC in the building or room.
4. Removal of electrical power will create radiological protection issues.
5. Removal of electrical power will impact future deactivation activities.

Document Control Number: E-ESR-F-00061
Revision: 1

Building: 235-F
Date: 3/21/2013
Page: 166 of 191

ATTACHMENT C-Complete Summary of Circuits Evaluated

Room No.	Circuit Number	Circuit Type	Drawing Number	Non-Locked Rooms Lighting	Non-Locked Rooms Receptacle	Open Breaker Isolate?	Notes	Disposition and Criteria Met
2011	E-3	Lighting	W146858	235, 236,	2000, 2001, 2002, 2007, 2012, 2013,	No		Energized, Room Meets Criteria 1, 2
2011	D-14	Receptacle	W146860		212,	No		Energized, Room Meets Criteria 1, 2
2011	D-16	Receptacle	W146858		220, 2011	No		Energized, Room Meets Criteria 1, 2
2011	D-20	Receptacle	W146860		212, 220, 236, 222C,	No		Energized, Room Meets Criteria 1, 2
2011	D-23	Receptacle	W146858		2000, 2006, 2013,	No		Energized, Room Meets Criteria 1, 2

Criteria

1. Electrical power is needed to comply with Life Safety requirements for the occupancy (i.e. egress path, travel distance, etc.).
2. Electrical power is needed to perform surveillance and maintenance activities will not be de-energized. This includes routine travel path to conduct shift rounds.
3. Electrical power is needed to maintain proper HVAC in the building or room.
4. Removal of electrical power will create radiological protection issues.
5. Removal of electrical power will impact future deactivation activities.

Document Control Number: E-ESR-F-00061
Revision: 1

Building: 235-F
Date: 3/21/2013
Page: 167 of 191

ATTACHMENT C-Complete Summary of Circuits Evaluated

Room No.	Circuit Number	Circuit Type	Drawing Number	Non-Locked Rooms Lighting	Non-Locked Rooms Receptacle	Open Breaker Isolate?	Notes	Disposition and Criteria Met
2012	D-1	Lighting	W146858	2006, 209, 2000, 2001, 2002, 2005, 2006, 2007, 2012, 2013,	2000, 2012,	No		Energized, Room Meets Criteria 1, 2
2012	E-3	Lighting	W146858	235, 236,	2000, 2001, 2002, 2007, 2012, 2013,	No		Energized, Room Meets Criteria 1, 2
2012	CKT 10	Receptacle	Walk Down of Building		2012,	No		Energized, Room Meets Criteria 1, 2
2012	D-1	Receptacle	W146858	2006, 209, 2000, 2001, 2002, 2005, 2006, 2007, 2012, 2013,	2000, 2012,	No		Energized, Room Meets Criteria 1, 2

Criteria

1. Electrical power is needed to comply with Life Safety requirements for the occupancy (i.e. egress path, travel distance, etc.).
2. Electrical power is needed to perform surveillance and maintenance activities will not be de-energized. This includes routine travel path to conduct shift rounds.
3. Electrical power is needed to maintain proper HVAC in the building or room.
4. Removal of electrical power will create radiological protection issues.
5. Removal of electrical power will impact future deactivation activities.

Document Control Number: E-ESR-F-00061
Revision: 1

Building: 235-F
Date: 3/21/2013
Page: 168 of 191

ATTACHMENT C-Complete Summary of Circuits Evaluated

Room No.	Circuit Number	Circuit Type	Drawing Number	Non-Locked Rooms Lighting	Non-Locked Rooms Receptacle	Open Breaker Isolate?	Notes	Disposition and Criteria Met
2012	D-1	Receptacle	Walk Down of Building	2006, 209, 2000, 2001, 2002, 2005, 2006, 2007, 2012, 2013,	2000, 2012,	No	Emergency Light	Energized, Room Meets Criteria 1, 2
2013	D-1	Lighting	W146858	2006, 209, 2000, 2001, 2002, 2005, 2006, 2007, 2012, 2013,	2000, 2012,	No		Energized, Room Meets Criteria 1, 2
2013	E-3	Lighting	W146858	235, 236,	2000, 2001, 2002, 2007, 2012, 2013,	No		Energized, Room Meets Criteria 1, 2
2013	D-23	Receptacle	W146858		2000, 2006, 2013,	No		Energized, Room Meets Criteria 1, 2

Criteria

1. Electrical power is needed to comply with Life Safety requirements for the occupancy (i.e. egress path, travel distance, etc.).
2. Electrical power is needed to perform surveillance and maintenance activities will not be de-energized. This includes routine travel path to conduct shift rounds.
3. Electrical power is needed to maintain proper HVAC in the building or room.
4. Removal of electrical power will create radiological protection issues.
5. Removal of electrical power will impact future deactivation activities.

Document Control Number: E-ESR-F-00061
Revision: 1

Building: 235-F
Date: 3/21/2013
Page: 169 of 191

ATTACHMENT C-Complete Summary of Circuits Evaluated

Room No.	Circuit Number	Circuit Type	Drawing Number	Non-Locked Rooms Lighting	Non-Locked Rooms Receptacle	Open Breaker Isolate?	Notes	Disposition and Criteria Met
2013	D-23	Receptacle	Walk Down of Building		2000, 2006, 2013,	No		Energized, Room Meets Criteria 1, 2
2013	K-5	Receptacle	Walk Down of Building	Stair 5,	201, 2000, 2005, 2007, 2013,	No		Energized, Room Meets Criteria 1, 2
2015							No Lights or Receptacles	Energized, Room Meets Criteria 1
2016							No Lights or Receptacles	Energized, Room Meets Criteria 1
107A	A-15	Lighting	Panel Schedule			No	Admin	Energized, Room Meets Criteria 2
107A	A-15	Lighting	S-DCP-F-04001			No		Energized, Room Meets Criteria 2

Criteria

1. Electrical power is needed to comply with Life Safety requirements for the occupancy (i.e. egress path, travel distance, etc.).
2. Electrical power is needed to perform surveillance and maintenance activities will not be de-energized. This includes routine travel path to conduct shift rounds.
3. Electrical power is needed to maintain proper HVAC in the building or room.
4. Removal of electrical power will create radiological protection issues.
5. Removal of electrical power will impact future deactivation activities.

Document Control Number: E-ESR-F-00061
Revision: 1

Building: 235-F
Date: 3/21/2013
Page: 170 of 191

ATTACHMENT C-Complete Summary of Circuits Evaluated

Room No.	Circuit Number	Circuit Type	Drawing Number	Non-Locked Rooms Lighting	Non-Locked Rooms Receptacle	Open Breaker Isolate?	Notes	Disposition and Criteria Met
107A	A-15	Lighting	W146773			No		Energized, Room Meets Criteria 2
107A	A-15	Lighting	Walk Down of Building			No		Energized, Room Meets Criteria 2
107A	A-18	Lighting	Panel Schedule		112, 116,	No		Energized, Room Meets Criteria 2
107A	A-18	Lighting	S-DCP-F-04001		112, 116,	No		Energized, Room Meets Criteria 2
107A	A-6	Lighting	W146773	112, 113, 116,		No		Energized, Room Meets Criteria 2
107A	EE-11	Lighting	W146773	103, 1003, 1009,		No		Energized, Room Meets Criteria 2

Criteria

1. Electrical power is needed to comply with Life Safety requirements for the occupancy (i.e. egress path, travel distance, etc.).
2. Electrical power is needed to perform surveillance and maintenance activities will not be de-energized. This includes routine travel path to conduct shift rounds.
3. Electrical power is needed to maintain proper HVAC in the building or room.
4. Removal of electrical power will create radiological protection issues.
5. Removal of electrical power will impact future deactivation activities.

Document Control Number: E-ESR-F-00061
Revision: 1

Building: 235-F
Date: 3/21/2013
Page: 171 of 191

ATTACHMENT C-Complete Summary of Circuits Evaluated

Room No.	Circuit Number	Circuit Type	Drawing Number	Non-Locked Rooms Lighting	Non-Locked Rooms Receptacle	Open Breaker Isolate?	Notes	Disposition and Criteria Met
107A	EE-15	Lighting	W146773	116, 1004, 1006, 1010, 107F, 207G,	1006,	No		Energized, Room Meets Criteria 2
107A	A-20	Receptacle	Panel Schedule		106, 107, 107F,	No		Energized, Room Meets Criteria 2
107A	A-20	Receptacle	W146773		106, 107, 107F,	No		Energized, Room Meets Criteria 2
107A	A-20	Receptacle	Walk Down of Building		106, 107, 107F,	No		Energized, Room Meets Criteria 2
107A	B-19	Receptacle	Panel Schedule		106, 1003, 1004,	No		Energized, Room Meets Criteria 2
107ABC D	B-21	Receptacle	Panel Schedule		106, 107ABCD,	No		Energized, Room Meets Criteria 2

Criteria

1. Electrical power is needed to comply with Life Safety requirements for the occupancy (i.e. egress path, travel distance, etc.).
2. Electrical power is needed to perform surveillance and maintenance activities will not be de-energized. This includes routine travel path to conduct shift rounds.
3. Electrical power is needed to maintain proper HVAC in the building or room.
4. Removal of electrical power will create radiological protection issues.
5. Removal of electrical power will impact future deactivation activities.

Document Control Number: E-ESR-F-00061
Revision: 1

Building: 235-F
Date: 3/21/2013
Page: 172 of 191

ATTACHMENT C-Complete Summary of Circuits Evaluated

Room No.	Circuit Number	Circuit Type	Drawing Number	Non-Locked Rooms Lighting	Non-Locked Rooms Receptacle	Open Breaker Isolate?	Notes	Disposition and Criteria Met
107B/D	A-14	Lighting	Panel Schedule			No		Energized, Room Meets Criteria 2
107B/D	A-14	Lighting	S-DCP-F-04001			No		Energized, Room Meets Criteria 2
107B/D	A-14	Lighting	W146773			No		Energized, Room Meets Criteria 2
107B/D	A-15	Lighting	Panel Schedule			No	Admin LPA-16 Lights for Operating Room	Energized, Room Meets Criteria 2
107B/D	A-15	Lighting	S-DCP-F-04001			No		Energized, Room Meets Criteria 2
107B/D	A-16	Lighting	Panel Schedule	107, 107F,		No		Energized, Room Meets Criteria 2
107B/D	EE-11	Lighting	W146773	103, 1003, 1009,		No		Energized, Room Meets Criteria 2

Criteria

1. Electrical power is needed to comply with Life Safety requirements for the occupancy (i.e. egress path, travel distance, etc.).
2. Electrical power is needed to perform surveillance and maintenance activities will not be de-energized. This includes routine travel path to conduct shift rounds.
3. Electrical power is needed to maintain proper HVAC in the building or room.
4. Removal of electrical power will create radiological protection issues.
5. Removal of electrical power will impact future deactivation activities.

Document Control Number: E-ESR-F-00061
Revision: 1

Building: 235-F
Date: 3/21/2013
Page: 173 of 191

ATTACHMENT C-Complete Summary of Circuits Evaluated

Room No.	Circuit Number	Circuit Type	Drawing Number	Non-Locked Rooms Lighting	Non-Locked Rooms Receptacle	Open Breaker Isolate?	Notes	Disposition and Criteria Met
107B/D	G-1	Lighting	E-DCF-F-02474	107B/D		No		Energized, Room Meets Criteria 2
107B/D	G-3	Lighting	E-DCF-F-02474	107B/D		No		Energized, Room Meets Criteria 2
107B/D	A-13	Receptacle	W146773	106,		No		Energized, Room Meets Criteria 2
107B/D	A-15	Receptacle	W146773			No		Energized, Room Meets Criteria 2
107B/D	A-20	Receptacle	W146773		106, 107, 107F,	No		Energized, Room Meets Criteria 2
107F	A-16	Lighting	W146773	107, 107F,		No		Energized, Room Meets Criteria 1, 2

Criteria

1. Electrical power is needed to comply with Life Safety requirements for the occupancy (i.e. egress path, travel distance, etc.).
2. Electrical power is needed to perform surveillance and maintenance activities will not be de-energized. This includes routine travel path to conduct shift rounds.
3. Electrical power is needed to maintain proper HVAC in the building or room.
4. Removal of electrical power will create radiological protection issues.
5. Removal of electrical power will impact future deactivation activities.

Document Control Number: E-ESR-F-00061
Revision: 1

Building: 235-F
Date: 3/21/2013
Page: 174 of 191

ATTACHMENT C-Complete Summary of Circuits Evaluated

Room No.	Circuit Number	Circuit Type	Drawing Number	Non-Locked Rooms Lighting	Non-Locked Rooms Receptacle	Open Breaker Isolate?	Notes	Disposition and Criteria Met
107F	EE-15	Lighting	W146773	116, 1004, 1006, 1010, 107F, 207G,	1006,	No		Energized, Room Meets Criteria 1, 2
107F	A-20	Receptacle	W146773		106, 107, 107F,	No		Energized, Room Meets Criteria 1, 2
107F	A-20	Receptacle	Walk Down of Building		106, 107, 107F,	No	Emergency Light	Energized, Room Meets Criteria 1, 2
107F	H-7	Receptacle	E-DCF-F-02474		1004, 107F,	No	Nep corridor south wall	Energized, Room Meets Criteria 1, 2
107F	H-7	Receptacle	Walk Down of Building		1004, 107F,	No		Energized, Room Meets Criteria 1, 2
107F	H-9	Receptacle	Walk Down of Building		107F	No		Energized, Room Meets Criteria 1, 2

Criteria

1. Electrical power is needed to comply with Life Safety requirements for the occupancy (i.e. egress path, travel distance, etc.).
2. Electrical power is needed to perform surveillance and maintenance activities will not be de-energized. This includes routine travel path to conduct shift rounds.
3. Electrical power is needed to maintain proper HVAC in the building or room.
4. Removal of electrical power will create radiological protection issues.
5. Removal of electrical power will impact future deactivation activities.

Document Control Number: E-ESR-F-00061
Revision: 1

Building: 235-F
Date: 3/21/2013
Page: 175 of 191

ATTACHMENT C-Complete Summary of Circuits Evaluated

Room No.	Circuit Number	Circuit Type	Drawing Number	Non-Locked Rooms Lighting	Non-Locked Rooms Receptacle	Open Breaker Isolate?	Notes	Disposition and Criteria Met
117A	A-5	Lighting	Panel Schedule	117, 122, 124, 117A,	122,	No		Energized, Room Meets Criteria 1, 2
117A	A-4	Receptacle	W146775	126, 128,	126, 155, 117A,	No		Energized, Room Meets Criteria 1, 2
117A	J-1	Receptacle	E-DCF-F-02474		117A, 117B, 140,	No		Energized, Room Meets Criteria 1, 2
117B	A-1	Lighting	W146775	118, 122, 117B, Stair 4,	118, 117B,	No		Energized, Room Meets Criteria 1, 2
117B	EE-3	Lighting	W146775	122, 126, 128, 117B, Stair 2,	106,	No		Energized, Room Meets Criteria 1, 2
117B	A-1	Receptacle	W146775	118, 122, 117B, Stair 4,	118, 117B,	No		Energized, Room Meets Criteria 1, 2
117B	J-1	Receptacle	W146775		117A, 117B, 140,	No		Energized, Room Meets Criteria 1, 2

Criteria

1. Electrical power is needed to comply with Life Safety requirements for the occupancy (i.e. egress path, travel distance, etc.).
2. Electrical power is needed to perform surveillance and maintenance activities will not be de-energized. This includes routine travel path to conduct shift rounds.
3. Electrical power is needed to maintain proper HVAC in the building or room.
4. Removal of electrical power will create radiological protection issues.
5. Removal of electrical power will impact future deactivation activities.

Document Control Number: E-ESR-F-00061
Revision: 1

Building: 235-F
Date: 3/21/2013
Page: 176 of 191

ATTACHMENT C-Complete Summary of Circuits Evaluated

Room No.	Circuit Number	Circuit Type	Drawing Number	Non-Locked Rooms Lighting	Non-Locked Rooms Receptacle	Open Breaker Isolate?	Notes	Disposition and Criteria Met
117B	J-1	Receptacle	Walk Down of Building		117A, 117B, 140,	No	CAM and Rad Equipment	Energized, Room Meets Criteria 1, 2
123A	A-27	Lighting	W146775			No		De-Energize
123A	A-5	Lighting	Panel Schedule	117, 122, 124, 117A,	122,	No		De-Energize
136A	B-2	Lighting	W146776	104, 140, 149, 136A,	140, 136A,	No		Energized, Room Meets Criteria 1
136A	B-2	Receptacle	W146776	104, 140, 149, 136A,	140, 136A,	No		Energized, Room Meets Criteria 1
153A	A-1	Receptacle	Walk Down of Building	118, 122, 117B, Stair 4,	118, 117B,	No		Energized, Room Meets Criteria 2, 4
153A	A-4	Receptacle	Walk Down of Building	126, 128,	126, 155, 117A,	No	Emergency Light	Energized, Room Meets Criteria 2, 4

Criteria

1. Electrical power is needed to comply with Life Safety requirements for the occupancy (i.e. egress path, travel distance, etc.).
2. Electrical power is needed to perform surveillance and maintenance activities will not be de-energized. This includes routine travel path to conduct shift rounds.
3. Electrical power is needed to maintain proper HVAC in the building or room.
4. Removal of electrical power will create radiological protection issues.
5. Removal of electrical power will impact future deactivation activities.

Document Control Number: E-ESR-F-00061
Revision: 1

Building: 235-F
Date: 3/21/2013
Page: 177 of 191

ATTACHMENT C-Complete Summary of Circuits Evaluated

Room No.	Circuit Number	Circuit Type	Drawing Number	Non-Locked Rooms Lighting	Non-Locked Rooms Receptacle	Open Breaker Isolate?	Notes	Disposition and Criteria Met
157B	EE8	Receptacle	Walk Down of Building		106, 156, 157, 157B	No		Energized, Room Meets Criteria 1, 2
202A	C-5	Lighting	W146857	201, 202, 205, 202A,	202,	No		De-Energize
202A	E-6	Lighting	W146857	202, 209, 2007, 202A,		No		De-Energize
202A	K-8	Receptacle	Walk Down of Building		207, 202A, 207A	No		De-Energize
202B							NO DOCUMENTED INFORMATION, WALK DOWN SHOWED 2 LIGHTS AND 2 RECEPTACLES	De-Energize
207A	C-3	Lighting	Panel Schedule	207A,		No		De-Energize

Criteria

1. Electrical power is needed to comply with Life Safety requirements for the occupancy (i.e. egress path, travel distance, etc.).
2. Electrical power is needed to perform surveillance and maintenance activities will not be de-energized. This includes routine travel path to conduct shift rounds.
3. Electrical power is needed to maintain proper HVAC in the building or room.
4. Removal of electrical power will create radiological protection issues.
5. Removal of electrical power will impact future deactivation activities.

Document Control Number: E-ESR-F-00061
Revision: 1

Building: 235-F
Date: 3/21/2013
Page: 178 of 191

ATTACHMENT C-Complete Summary of Circuits Evaluated

Room No.	Circuit Number	Circuit Type	Drawing Number	Non-Locked Rooms Lighting	Non-Locked Rooms Receptacle	Open Breaker Isolate?	Notes	Disposition and Criteria Met
207A	C-14	Receptacle	Panel Schedule		210, 207A, 207E,	No		De-Energize
207A	K-8	Receptacle	Walk Down of Building		207, 202A, 207A	No		De-Energize
207B	C-9	Lighting	Panel Schedule	207, 210,		No		De-Energize
207B	C-9	Lighting	Walk Down of Building	207, 210,		No		De-Energize
207B	CKT 14	Receptacle	Walk Down of Building			No		De-Energize
207B	C-20	Receptacle (outside)	Panel Schedule		236,	No		De-Energize
207-B	C-9	Lighting	W146859	207, 210,		No		De-Energize

Criteria

1. Electrical power is needed to comply with Life Safety requirements for the occupancy (i.e. egress path, travel distance, etc.).
2. Electrical power is needed to perform surveillance and maintenance activities will not be de-energized. This includes routine travel path to conduct shift rounds.
3. Electrical power is needed to maintain proper HVAC in the building or room.
4. Removal of electrical power will create radiological protection issues.
5. Removal of electrical power will impact future deactivation activities.

Document Control Number: E-ESR-F-00061
Revision: 1

Building: 235-F
Date: 3/21/2013
Page: 179 of 191

ATTACHMENT C-Complete Summary of Circuits Evaluated

Room No.	Circuit Number	Circuit Type	Drawing Number	Non-Locked Rooms Lighting	Non-Locked Rooms Receptacle	Open Breaker Isolate?	Notes	Disposition and Criteria Met
207C	C-3	Lighting	Panel Schedule	207A,		No		De-Energize
207C	C-9	Lighting	Walk Down of Building	207, 210,		No		De-Energize
207C	C-14	Receptacle	E-DCF-F-02474		210, 207A, 207E,	No		De-Energize
207-C	C-9	Lighting	W146859	207, 210,		No		De-Energize
207-D	C-9	Lighting	W146859	207, 210,		No		De-Energize
207-D	E-9	Receptacle	W146859	Stair 1	Stair 1, Stair 2, 207D	No		De-Energize
207E	C-14	Receptacle	Walk Down of Building		210, 207A, 207E,	No		De-Energize

Criteria

1. Electrical power is needed to comply with Life Safety requirements for the occupancy (i.e. egress path, travel distance, etc.).
2. Electrical power is needed to perform surveillance and maintenance activities will not be de-energized. This includes routine travel path to conduct shift rounds.
3. Electrical power is needed to maintain proper HVAC in the building or room.
4. Removal of electrical power will create radiological protection issues.
5. Removal of electrical power will impact future deactivation activities.

Document Control Number: E-ESR-F-00061
Revision: 1

Building: 235-F
Date: 3/21/2013
Page: 180 of 191

ATTACHMENT C-Complete Summary of Circuits Evaluated

Room No.	Circuit Number	Circuit Type	Drawing Number	Non-Locked Rooms Lighting	Non-Locked Rooms Receptacle	Open Breaker Isolate?	Notes	Disposition and Criteria Met
207G	EE-15	Lighting	W146773	116, 1004, 1006, 1010, 107F, 207G,	1006	No		Energized, Room Meets Criteria 1, 2
209B	C-2	Lighting	Panel Schedule	201, 208,		No		De-Energize
209B	C-2	Lighting	W146857	201, 208,		No		De-Energize
209B	C-5	Lighting	W146857	201, 202, 205, 202A,	202	No		De-Energize
209B	C-6	Lighting	W146857	2007,		No		De-Energize
209B	D-7	Lighting	E-DCF-F-02474	209, 2000, 2002,	2000	No		De-Energize
209B	D-9	Lighting	E-DCF-F-02474	220, 221,	2000	No		De-Energize

Criteria

1. Electrical power is needed to comply with Life Safety requirements for the occupancy (i.e. egress path, travel distance, etc.).
2. Electrical power is needed to perform surveillance and maintenance activities will not be de-energized. This includes routine travel path to conduct shift rounds.
3. Electrical power is needed to maintain proper HVAC in the building or room.
4. Removal of electrical power will create radiological protection issues.
5. Removal of electrical power will impact future deactivation activities.

Document Control Number: E-ESR-F-00061
Revision: 1

Building: 235-F
Date: 3/21/2013
Page: 181 of 191

ATTACHMENT C-Complete Summary of Circuits Evaluated

Room No.	Circuit Number	Circuit Type	Drawing Number	Non-Locked Rooms Lighting	Non-Locked Rooms Receptacle	Open Breaker Isolate?	Notes	Disposition and Criteria Met
209B	E-6	Lighting	W146857	202, 209, 2007, 202A,		No		De-Energize
209B	C-15	Receptacle	Panel Schedule		202, 208	No		De-Energize
209B	C-15	Receptacle	W146857		202, 208	No		De-Energize
209B	C-15	Receptacle	Walk Down of Building		202, 208	No		De-Energize
209B	C-26	Receptacle	E-DCF-F-02474	216A	209B	No		De-Energize
209B	D-21	Receptacle	E-DCF-F-02474		209, 2000 2006	No		De-Energize
209B	EE-16	Receptacle	W146857	137, 140,		No		De-Energize

Criteria

1. Electrical power is needed to comply with Life Safety requirements for the occupancy (i.e. egress path, travel distance, etc.).
2. Electrical power is needed to perform surveillance and maintenance activities will not be de-energized. This includes routine travel path to conduct shift rounds.
3. Electrical power is needed to maintain proper HVAC in the building or room.
4. Removal of electrical power will create radiological protection issues.
5. Removal of electrical power will impact future deactivation activities.

Document Control Number: E-ESR-F-00061
Revision: 1

Building: 235-F
Date: 3/21/2013
Page: 182 of 191

ATTACHMENT C-Complete Summary of Circuits Evaluated

Room No.	Circuit Number	Circuit Type	Drawing Number	Non-Locked Rooms Lighting	Non-Locked Rooms Receptacle	Open Breaker Isolate?	Notes	Disposition and Criteria Met
209B	EE-16	Receptacle	Walk Down of Building	137, 140,		No		De-Energize
216A	C-26	Lighting	Panel Schedule	216A	209B	No		De-Energize 2 of 3 Lights
216A	E-10	Lighting	E-DCF-F-02474	207, 216, Stair 2,	208,	No		De-Energize 2 of 3 Lights
216A	C-12	Receptacle	Panel Schedule			No		De-Energize
216A	C-12	Receptacle	W146859			No		De-Energize
216A	C-12	Receptacle	Walk Down of Building			No		De-Energize
216A	C-7	Receptacle	W146859	208A,		No		De-Energize

Criteria

1. Electrical power is needed to comply with Life Safety requirements for the occupancy (i.e. egress path, travel distance, etc.).
2. Electrical power is needed to perform surveillance and maintenance activities will not be de-energized. This includes routine travel path to conduct shift rounds.
3. Electrical power is needed to maintain proper HVAC in the building or room.
4. Removal of electrical power will create radiological protection issues.
5. Removal of electrical power will impact future deactivation activities.

Document Control Number: E-ESR-F-00061
Revision: 1

Building: 235-F
Date: 3/21/2013
Page: 183 of 191

ATTACHMENT C-Complete Summary of Circuits Evaluated

Room No.	Circuit Number	Circuit Type	Drawing Number	Non-Locked Rooms Lighting	Non-Locked Rooms Receptacle	Open Breaker Isolate?	Notes	Disposition and Criteria Met
216A	E-16	Receptacle	W146859	Stair4,		No		De-Energize
216B	C-7	Lighting	Panel Schedule	208A,		No		Energized, Room Meets Criteria 2
216B	C-7	Lighting	W146859	208A,		No		Energized, Room Meets Criteria 2
216B	C-7	Lighting	Walk Down of Building	208A,		No		Energized, Room Meets Criteria 2
216B	E-10	Lighting	E-DCF-F-02474	207, 216, Stair 2,	208,	No		Energized, Room Meets Criteria 2
216B	E-9	Lighting	W146859	Stair 1	Stair 1, Stair 2, 207D	No		Energized, Room Meets Criteria 2
216B	C-12	Receptacle	Panel Schedule			No		Energized, Room Meets Criteria 2

Criteria

1. Electrical power is needed to comply with Life Safety requirements for the occupancy (i.e. egress path, travel distance, etc.).
2. Electrical power is needed to perform surveillance and maintenance activities will not be de-energized. This includes routine travel path to conduct shift rounds.
3. Electrical power is needed to maintain proper HVAC in the building or room.
4. Removal of electrical power will create radiological protection issues.
5. Removal of electrical power will impact future deactivation activities.

Document Control Number: E-ESR-F-00061
Revision: 1

Building: 235-F
Date: 3/21/2013
Page: 184 of 191

ATTACHMENT C-Complete Summary of Circuits Evaluated

Room No.	Circuit Number	Circuit Type	Drawing Number	Non-Locked Rooms Lighting	Non-Locked Rooms Receptacle	Open Breaker Isolate?	Notes	Disposition and Criteria Met
216B	C-12	Receptacle	W146859			No		Energized, Room Meets Criteria 2
216B	F-1	Receptacle	W146859			Yes		Energized, Room Meets Criteria 2
216B	F-3	Receptacle	W146859			Yes		Energized, Room Meets Criteria 2
216B	F-9	Receptacle	W146859			Yes		Energized, Room Meets Criteria 2
222A	D-8	Lighting	W146860	220, 221,	2000,	No		De-Energize
222A	D-14	Receptacle	W146860		212,	No		De-Energize
222A	D-20	Receptacle	W146860		212, 220, 236, 222C,	No		De-Energize

Criteria

1. Electrical power is needed to comply with Life Safety requirements for the occupancy (i.e. egress path, travel distance, etc.).
2. Electrical power is needed to perform surveillance and maintenance activities will not be de-energized. This includes routine travel path to conduct shift rounds.
3. Electrical power is needed to maintain proper HVAC in the building or room.
4. Removal of electrical power will create radiological protection issues.
5. Removal of electrical power will impact future deactivation activities.

Document Control Number: E-ESR-F-00061
Revision: 1

Building: 235-F
Date: 3/21/2013
Page: 185 of 191

ATTACHMENT C-Complete Summary of Circuits Evaluated

Room No.	Circuit Number	Circuit Type	Drawing Number	Non-Locked Rooms Lighting	Non-Locked Rooms Receptacle	Open Breaker Isolate?	Notes	Disposition and Criteria Met
222-A	D-20	Receptacle	Walk Down of Building		212, 220, 236, 222C,	No		De-Energize
Cell 1	EPP-13	Power	Panel Schedule			Yes		De-Energize
Cell 2	EPP-14	Power	Panel Schedule			Yes		De-Energize
Cell 3	EPP-15	Power	Panel Schedule			Yes		De-Energize
Cell 4	EPP-16	Power	Panel Schedule			Yes		De-Energize
Cell 5	EPP-17	Power	Panel Schedule			Yes		De-Energize
Cell 6	EPP-18	Power	Panel Schedule			Yes		De-Energize
Cell 7	EPP-30	Power	Panel Schedule			Yes		De-Energize

Criteria

1. Electrical power is needed to comply with Life Safety requirements for the occupancy (i.e. egress path, travel distance, etc.).
2. Electrical power is needed to perform surveillance and maintenance activities will not be de-energized. This includes routine travel path to conduct shift rounds.
3. Electrical power is needed to maintain proper HVAC in the building or room.
4. Removal of electrical power will create radiological protection issues.
5. Removal of electrical power will impact future deactivation activities.

Document Control Number: E-ESR-F-00061
Revision: 1

Building: 235-F
Date: 3/21/2013
Page: 186 of 191

ATTACHMENT C-Complete Summary of Circuits Evaluated

Room No.	Circuit Number	Circuit Type	Drawing Number	Non-Locked Rooms Lighting	Non-Locked Rooms Receptacle	Open Breaker Isolate?	Notes	Disposition and Criteria Met
Cell 8	EPP-31	Power	Panel Schedule			Yes		De-Energize
Cell 9	EPP-32	Power	Panel Schedule			Yes		De-Energize
Stair 1	E-7	Lighting	M-DCF-F-03821	Stair 1		No	On same circuit as alarm	Energized, Room Meets Criteria 1, 2, 5
Stair 1	E-9	Lighting	W146859	Stair 1	Stair 1, Stair 2, 207D	No		Energized, Room Meets Criteria 1, 2, 5
Stair 1	EE-1	Lighting	W146775	118, 121, 131, Stair 1,		No		Energized, Room Meets Criteria 1, 2, 5
Stair 1	E-9	Receptacle	Walk Down of Building	Stair 1	Stair 1, Stair 2, 207D	No		Energized, Room Meets Criteria 1, 2, 5
Stair 2	E-10	Lighting	M-DCF-F-03821	207, 216, Stair 2,	208,	No		Energized, Room Meets Criteria 1, 2, 5

Criteria

1. Electrical power is needed to comply with Life Safety requirements for the occupancy (i.e. egress path, travel distance, etc.).
2. Electrical power is needed to perform surveillance and maintenance activities will not be de-energized. This includes routine travel path to conduct shift rounds.
3. Electrical power is needed to maintain proper HVAC in the building or room.
4. Removal of electrical power will create radiological protection issues.
5. Removal of electrical power will impact future deactivation activities.

Document Control Number: E-ESR-F-00061
Revision: 1

Building: 235-F
Date: 3/21/2013
Page: 187 of 191

ATTACHMENT C-Complete Summary of Circuits Evaluated

Room No.	Circuit Number	Circuit Type	Drawing Number	Non-Locked Rooms Lighting	Non-Locked Rooms Receptacle	Open Breaker Isolate?	Notes	Disposition and Criteria Met
Stair 2	EE-3	Lighting	W146775	122, 126, 128, 117B, Stair 2,	106,	No		Energized, Room Meets Criteria 1, 2, 5
Stair 2	E-9	Receptacle	Walk Down of Building	Stair 1	Stair 1, Stair 2, 207D	No		Energized, Room Meets Criteria 1, 2, 5
Stair 3	E-4	Lighting	E-DCF-F-02655	228, Stair 3,	228,	No		Energized, Room Meets Criteria 1, 2, 5
Stair 3	E-4	Lighting	W146860	228, Stair 3,	228,	No		Energized, Room Meets Criteria 1, 2, 5
Stair 3	EE-4	Lighting	W146776	156, 157, 216, 1013, Stair 3,	106, 157,	No		Energized, Room Meets Criteria 1, 2, 5
Stair 4	A-1	Lighting	W146773	118, 122, 117B, Stair 4,	118, 117B,	No		Energized, Room Meets Criteria 1, 2, 5
Stair 4	E-16	Lighting	W146857	Stair4,		No		Energized, Room Meets Criteria 1, 2, 5

Criteria

1. Electrical power is needed to comply with Life Safety requirements for the occupancy (i.e. egress path, travel distance, etc.).
2. Electrical power is needed to perform surveillance and maintenance activities will not be de-energized. This includes routine travel path to conduct shift rounds.
3. Electrical power is needed to maintain proper HVAC in the building or room.
4. Removal of electrical power will create radiological protection issues.
5. Removal of electrical power will impact future deactivation activities.

Document Control Number: E-ESR-F-00061
Revision: 1

Building: 235-F
Date: 3/21/2013
Page: 188 of 191

ATTACHMENT C-Complete Summary of Circuits Evaluated

Room No.	Circuit Number	Circuit Type	Drawing Number	Non-Locked Rooms Lighting	Non-Locked Rooms Receptacle	Open Breaker Isolate?	Notes	Disposition and Criteria Met
Stair 4	B-6	Receptacle	W146776	156,	Stair 4,	No		Energized, Room Meets Criteria 1, 2, 5
Stair 5	B-5	Lighting	W146774	126, 131, 216, 1000, 1001, 1013, Stair 5	1009,	No		Energized, Room Meets Criteria 1, 2, 5
Stair 5	E-5	Lighting	E-DCF-F-02655	209, 2000, 3005, 2006, Stair 5	Stair 5,	No		Energized, Room Meets Criteria 1, 2, 5
Stair 5	EE-5	Lighting	W146773	116, Stair 5,	106,	No		Energized, Room Meets Criteria 1, 2, 5
Stair 5	K-5	Lighting	W146858	Stair 5,	201, 2000, 2005, 2007, 2013,	No		Energized, Room Meets Criteria 1, 2, 5
Stair 5	E-5	Receptacle	Walk Down of Building	209, 2000, 3005, 2006, Stair 5	Stair 5,	No	Emergency Light	Energized, Room Meets Criteria 1, 2, 5

Criteria

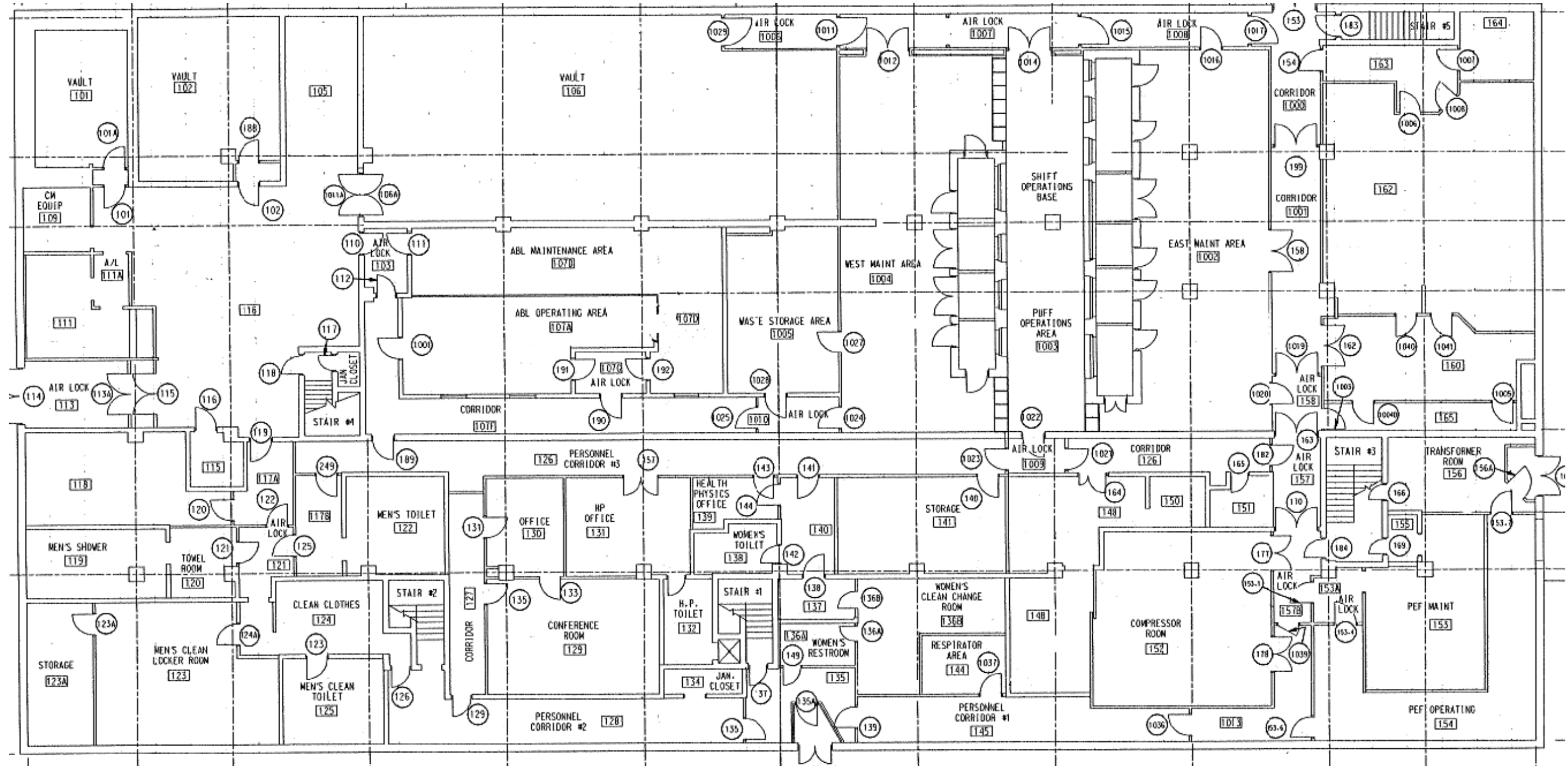
1. Electrical power is needed to comply with Life Safety requirements for the occupancy (i.e. egress path, travel distance, etc.).
2. Electrical power is needed to perform surveillance and maintenance activities will not be de-energized. This includes routine travel path to conduct shift rounds.
3. Electrical power is needed to maintain proper HVAC in the building or room.
4. Removal of electrical power will create radiological protection issues.
5. Removal of electrical power will impact future deactivation activities.

Attachment D Schedule for Implementation of De-energization Plan

Note – Except for the final milestone listed below, the following activities and durations are subject to change at the discretion of SRNS, whose overall goal/commitment is to complete the scope identified in this document by 10/30/13. In the pursuit of the final milestone, SRNS reserves the authority to accelerate or extend activities as needed to accommodate the sharing of resources with other Savannah River Site (SRS) activities and to address emergent issues and concerns related to the design, planning and execution of work.

Activity	Description	Start	Finish
1	Prepare Design Input	3/4/13	4/1/13
2	Prepare design Output for De-energization of Rooms	4/2/13	5/28/13
3	Develop Work Package(s) for 235-F Isolations	5/29/13	6/18/13
3	Approve Work Package(s) for 235-F Isolations	6/19/13	6/25/13
4	Perform 235-F Electrical Isolations	6/26/13	9/26/13
5	Execute Field Verifications of Electrical Circuits	6/26/13	8/29/13
7	As-Built Single-Lines and Panel Schedules and Incorporate DCFs	7/25/13	10/30/13
8	Notify DOE DE IP Action 2b-2 is complete	11/13/13	11/19/13
9	DOE report to DNFSB for Electrical De-energization Scope	N/A	12/19/13

Attachment E 235-F Floor Plan, First Floor



Attachment F 235-F Floor Plan, Second Floor

